

**CAMDENTON R-III SCHOOL DISTRICT
MINUTES OF BOARD OF EDUCATION MEETING**

**Regular Meeting – Camdenton High School Library
August 8, 2016 – 5:30 p.m.**

Present:					
Chris C. McElyea	President	Dr. Tim Hadfield	Superintendent	Emily Zaretsky	Student Advisor
Nancy A. Masterson	Vice-President	Dr. Ryan Neal	Asst. Supt.		
		Dr. Julie Dill	Asst. Supt.		
Jackie Schulte	Member	Linda Leu	Secretary		
Courtney R. Hulett	Member				
Laura Davis	Member				
Tom Williams	Member				
Absent:					
Selynn Barbour	Treasurer			Tara Poole	Student Advisor

A Meet & Greet Reception for new administrators was held prior to the regular Board meeting.

I. CALL TO ORDER & RECITE PLEDGE OF ALLEGIANCE

The Camdenton R-III Board of Education met in Regular Session in the Camdenton High School Library on Monday, August 8, 2016. The meeting was called to order by President McElyea at 5:33 p.m. The pledge of allegiance was recited.

II. APPROVAL OF AGENDA

Regular Meeting – August 8, 2016
Strategic Plan Goal Area – Stakeholder Engagement

Motion: Move to approve the agenda of the Regular August 8, 2016, meeting as presented.
Hulett/Masterson - all ayes.

III. SET LEVY FOR 2016-2017 SCHOOL YEAR (2016 Tax Year)

Strategic Plan Goal Area – Stakeholder Engagement

A. PRESENTATION OF THE 2016-2017 SCHOOL TAX RATE

The recommendation for the Camdenton R-III School District tax levy by fund was presented. These amounts are consistent with the figures presented in the budget which was approved in late June.

B. PUBLIC COMMENT – None.

C. SET TAX LEVY FOR THE 2016-2017 SCHOOL YEAR

Motion: Pursuant to Amendment 2, move to set the tax levy rate of \$2.87 for the 2016-2017 fiscal year broken out by fund as follows: \$1.33 Incidental Fund 1, \$1.18 Teachers Fund 2, \$0.31 Debt Service Fund 3, and \$0.05 Capital Projects Fund 4.
Williams/Davis - all ayes.

IV. STUDENT & STAFF RECOGNITIONS

Recognitions were announced:

- Jackie Jenkins – congratulations for being recognized as the Mo. CTE Administrator of the Year
- Camdenton R-III – Southern Regional Education Board’s Transforming Teaching and Learning in a Rural District Award. Camdenton was one of six districts to receive national recognition.
Strategic Plan Goal Area – Stakeholder Engagement

No motion necessary.

V. PUBLIC COMMENT

There was no public comment.
Strategic Plan Goal Area – Stakeholder Engagement

VI. CONSENT ITEMS**A. Approve Minutes and Documentation of July 11, 2016, Regular Board Meeting**

Strategic Plan Goal Area - Stakeholder Engagement

B. Accept Bus Bid

It was recommended to purchase a 2015 handicapped accessorized bus from Midwest Transit Equipment. This bus is being purchased subsequent to the bus which was totaled in May. Insurance proceeds from the accident will offset the cost of this bus.

Strategic Plan Goal Area – Stakeholder Engagement

C. Approve Revised Occupational Therapy Contract

The Board was asked to consider approving a revised Occupational Therapy contract. Revisions include having a maximum caseload of 50 for the provider and allowing the district to contract with other service providers as needed.

Strategic Plan Goal Area – Stakeholder Engagement

D. Accept Oak Ridge HVAC Upgrade Bid

\$1.1 million was estimated for the Oak Ridge HVAC upgrade project. The bid received and recommended is from Bales Construction for a total of \$458,088. This includes phase one and two HVAC upgrades and ceiling option 2.

Strategic Plan Goal Area – Stakeholder Engagement

Motion: Move to approve consent items as presented, excluding item A.

Schulte/Hulett - all ayes.

Motion: Move to approve consent item A. as presented.

Masterson/Davis - all ayes; Schulte and Williams abstained, absent.

VII. APPROVAL OF BILLS

Strategic Plan Goal Area – Stakeholder Engagement

Motion: Move to approve all bills and addendum as submitted.

Davis/Masterson - all ayes.

VIII. APPROVAL OF TREASURER'S REPORTS

Strategic Plan Goal Area – Stakeholder Engagement

Motion: Move to approve the revised June 2016 Treasurer's Report and the July 2016 Treasurer's Report as submitted.

Williams/Hulett - all ayes.

IX. NEW BUSINESS**A. CURRICULUM & INSTRUCTIONAL EFFECTIVENESS (Professional Development)**

Dr. Neal discussed the direction that professional development will take for the 2016-2017 school year, addressing the strategic plan. A brief overview of past and current initiatives was provided.

Strategic Plan Goal Area – Stakeholder Engagement

No motion necessary.

X. UNFINISHED BUSINESS**A. BOARD SELF-EVALUATION**

The Board discussed their annual self-evaluation responses. These will be reviewed again at the upcoming Board retreat.

Strategic Plan Goal Area – Stakeholder Engagement

No motion necessary.

B. STRATEGIC PLAN UPDATE

Dr. Hadfield provided strategic plan updates, also reviewing definitions and goal explanations.
Strategic Plan Goal Area – College & Career-Ready, Facility Effectiveness & Stakeholder Engagement

No motion necessary.

XI. BOARD WRAP-UP

This is an opportunity for the Board to report on upcoming meetings, meetings attended, registrations, and deadlines. The following items were discussed:

- Board Activity Calendar
- Board/Administration BBQ – August 20, 2016, 7:00 p.m.
- All Staff Welcome Back Breakfast – 7:00 a.m. Monday, August 22, 2016. Assembly 8-11:30 a.m.
- Special Board Meeting - August 22, 2016, 7:15 a.m., High School Conference Room
- September Board Meeting Reports tentatively include: Buildings & Grounds Review, District Safety and possibly A+ Program/School to Work Report
- Board Retreat, September 27, 2016
- MSBA Annual Fall Conference – Sept. 29–Oct. 2, 2016. Registration deadline is September 2nd. Who is planning to attend and which general sessions will you attend?
Strategic Plan Goal Area - Stakeholder Engagement

No motion necessary.

XII. EXECUTIVE SESSION

In compliance with State Statute 610.021 (closed meetings and closed records), move that the Board go into Executive Session for the following purposes:

- 1) Leasing, purchase or sale of real estate by a public governmental body (610.021)(2).
- 2) Hiring, firing, disciplining, or promoting particular employees (610.021)(3).
- 3) Individually identifiable personnel records, performance ratings, or records pertaining to employees (610.021)(13).

Strategic Plan Goal Area – Stakeholder Engagement, Facility Effectiveness and College & Career-Ready Curriculum

Motion: Move to adjourn to Executive Session.

Schulte/Masterson - Roll call vote: Masterson – aye, Schulte – aye, McElyea – aye, Davis – aye, Williams – aye, and Hulett – aye.

XIII. ADJOURN MEETING

Motion: Move that the meeting adjourn.

Hulett/Williams - all ayes.

Meeting adjourned at 8:38 p.m.

Chris C. McElyea - President of the Board

Linda Leu – Secretary of the Board

CAMDENTON R-III SCHOOL DISTRICT
LEVY HISTORY

Funds	2002 Tax Yr 2002-2003	2003 Tax Yr 2003-2004	2004 Tax Yr 2004-2005	2005 Tax Yr 2005-2006	2006 Tax Yr 2006-2007	2007 Tax Yr 2007-2008	2008 Tax Yr 2008-2009	2009 Tax Yr 2009-2010	2010 Tax Yr 2010-2011	2011 Tax Yr 2011-2012	2012 Tax Yr 2012-2013	2013 Tax Yr 2013-2014	2014 Tax Yr 2014-2015	2015 Tax Yr 2015-2016	2016 Tax Yr 2016-2017
Incidental	\$ 1.13	\$ 1.13	\$ 1.13	\$ 1.13	\$ 1.08	\$ 1.05	\$ 1.02	\$ 0.95	\$ 1.04	\$ 1.28	\$ 1.33	\$ 1.23	\$ 1.33	\$ 1.33	Proposed
Teacher	\$ 1.13	\$ 1.13	\$ 1.13	\$ 1.13	\$ 1.08	\$ 1.05	\$ 1.18	\$ 1.21	\$ 1.21	\$ 1.18	\$ 1.18	\$ 1.18	\$ 1.18	\$ 1.18	\$ 1.18
Debt Service	\$ 0.17	\$ 0.25	\$ 0.15	\$ 0.21	\$ 0.21	\$ 0.19	\$ 0.17	\$ 0.17	\$ 0.17	\$ 0.21	\$ 0.20	\$ 0.31	\$ 0.31	\$ 0.31	\$ 0.31
Capital Projects	\$ 0.36	\$ 0.36	\$ 0.36	\$ 0.25	\$ 0.35	\$ 0.43	\$ 0.38	\$ 0.44	\$ 0.35	\$ 0.05	\$ 0.05	\$ 0.15	\$ 0.05	\$ 0.05	\$ 0.05
Lease Purchase			\$ 0.10	\$ 0.15	\$ 0.15	\$ 0.15	\$ 0.12	\$ 0.10	\$ 0.10	\$ 0.15	\$ 0.11	\$ -	\$ -	\$ -	\$ -
TOTAL	\$ 2.79	\$ 2.87	\$ 2.87	\$ 2.87	\$ 2.87	\$ 2.87	\$ 2.87	\$ 2.87	\$ 2.87	\$ 2.87	\$ 2.87	\$ 2.87	\$ 2.87	\$ 2.87	\$ 2.87
Statewide Adjusted Rate Total Avg.	\$3.6622	\$3.7141	\$3.8060	\$3.8341	\$3.8401	\$3.8423	\$3.8876	\$3.9251	\$3.9820	\$4.0176	\$4.0283	\$4.0457	\$4.0751	\$4.0745	

**Camdenton R-III School District
 Camdenton, Missouri**

TAX RATE HEARING NOTICE

A hearing will be held at 5:30 p.m. on August 8, 2016, in the Library of Camdenton High School, Camdenton, Mo. at which time citizens may be heard on the property tax rates proposed to be set by Camdenton R-III School District Board of Education. The tax rates are set to produce the revenues which the budget for the fiscal year beginning July 1, 2016, shows to be required from the property tax. Each tax rate is determined by dividing the amount of revenue needed by the current assessed valuation. The result is multiplied by 100 so the tax rate will be expressed in cents per \$100 valuation.

Assessed Valuation

Category	Estimated Current Tax Year – 2016	Prior Tax Year - 2015
Real Estate	\$954,342,700	\$948,687,300
Personal Property	\$192,358,155	\$184,866,842
Total	\$1,146,700,855	\$1,133,554,142

The following tax rates are proposed:

Fund	Amount of Property Tax Revenues Budgeted	Proposed Property Tax Rate (per \$100)
Incidental	\$15,251,121	\$1.33
Teachers	\$13,531,070	\$1.18
Debt Service	\$3,554,773	\$.31
Capital Projects	\$573,350	\$.05
Total	\$32,910,314	\$ 2.87

New revenue from new construction and improvement \$ 377,311
 New revenue from reassessment \$201,106
 Percentage of new revenue from reassessment6181%

Board of Education
 Camdenton R-III School District
 Chris C. McElyea, President
 Linda Leu, Secretary



1101 N. Kenneth St., Nixa, MO 65714 - Phone: 417-725-2685 - Fax: (417) 725-0356

PRE-OWNED SCHOOL BUS BID
Camdenton R-III school District

Stock Group U16-556
Pre-Owned Units - As Is - Remaining Standard Warranty
Pre-Owned Units - Subject To Availability
Stock Unit - Subject To Availability
Please check attached order detail for specific options offered on this unit.
Price Per Unit: \$77,895.00 2015 IC CE, 54+2, 60+1, or 66 Pass

Engine: MaxxForte DT, Brakes: Hyd., Transmission: Auto. Estimated Mileage: 14,500
Price Includes:
Move Rear Heater to Passenger Side
Add Track and Track Seating to Driveside behind Wheel Well
Lettering, MVI, General Inspection, & LOF
Storage Pouch for Tie Down
Q'Straint Tie Down Kit

This is a stock unit and may not meet all your specifications.
Exceptions: Please check enclosed bus order content.
Regional Sales Manager: Mike Pace Bid Date: 7/14/2016

Phone: 417-343-1079
800-462-0173
Subject to availability of unit

Estimated Delivery Date:
30 Days From PO

Confirmation to Purchase:

Number of units
Total purchase price with options
Date: You will take delivery

Signature: *Michael Pace*

July 22, 2016

To Whom It May Concern:

Please consider this my recommendation to purchase a used 2015 handicapped accessorized bus from Midwest Transit Equipment, in the amount of \$77,895.00. This bus is being purchased subsequent to one of our buses being totaled in an accident on May 12, 2016. It was ascertained that a handicapped accessible bus should be purchased because of a history in the last year of higher need and also the other handicapped accessible buses in our fleet have accrued quite high mileage. If needed, this bus could also be used on a regular route. Insurance proceeds from the accident will offset the cost of the bus being purchased.

Respectfully Submitted,

Gary E. Cuendet
Transportation Director

GEC/da

Camdenton R-III School District

Camdenton, Missouri

BID SHEET

Bidder Instructions:

Each bidder is expected to submit an out-right purchase price for one (1) used bus. The successful bidder is expected to deliver the one (1) bus to be purchased out of the 2016-2017 school budget, with an expected delivery within 10 days of the July 11, 2016 school board meeting.

The owner reserves the right to reject any or all bids and waive any technicalities therein.

Any variation from either the body or chassis specification must be noted on the specification sheets. Each bidder must sign each specification sheet to indicate that the specification can be met as presented or amended.

Your proposal with the bid sheet and body chassis specification sheets must be sealed and either mailed to PO Box 1409, Camdenton, MO 65020 or delivered to the district's Administration Office at 172 Dare Blvd. Camdenton, MO 65020, no later than 1:00 p.m. on Wednesday, July 13, 2016. All sealed bids will be opened Thursday, July 14, 2016 at 9:00 a.m. at the Transportation Office.

Date: 7/13/16

Company Name: Midwest Transit Equipment Phone Number: 800-462-0173

Company Address: 1101 Kenneth St., Nixa, MO 65714

Contact Person: Joe Crabtree Phone Number: 417-343-1078

New Bus Quantity	Chassis Model Year	Body Model Year	Unit Price	Total Price
1	2015	2015	\$77,895	\$77,895.00

Signature: *Michael Pace*

CAMDENTON SCHOOL DISTRICT 2016 / 54+2, 60+1, or 66 HANDICAP

Chassis to be new conventional model as described in these specifications. Minimum specifications are listed below and each bidder must state the compliance details that pertain to the unit including size, quality, range and information as necessary to determine unit quality. Bidder's specifications must meet or exceed minimum specifications and must be listed in detail to be considered to be a qualified bidder. All chassis and body specifications shall meet or exceed those specifications as set forth by the Missouri Department of Elementary and Secondary Education, Federal Department of Transportation and the Missouri Minimum Standards for School Buses in effect at time of manufacture.

2016 CHASSIS SPECIFICATIONS

27" Wheelbase
50,000 PSI Frame Rails
MaxxForte DT In-Line 6 Cyl. Powered Engine
230 H.P. 860 Torque Min. (Wet Sleeve)
Turbocharged, With Less than 16,000 Miles
Diesel Powered Cummins Engine 250 H.P.
Remainder of 8 Year 100,000 Mile Engine Warranty
Engine Alarm System-Low Oil,
Pressure/High Water Temperature
Vacuous Fan Clutch
Fuel Water Separator
Single Exhaust System
19,000 lb. Front Axle
18,000 lb. Rear Axle - 19,800
10,000 lb. Parabolic Front Springs
21,000 lb. Multi-leaf Rear Springs
Oil Filled Hubs
5.87 Ratio Rear End = 5.13
Front and Rear Shock Absorbers
Four Wheel Hyd. Disc Brakes With Anti-Lock
Heavy Duty Allison P73-2500 Series Automatic Transmission
8 Year Unlimited Mileage Trans. Warranty - Remainder
200 Amp. Bosch Alternator
Min. 1900 (total) CCA, 2-31 series Batteries
Full Instrumentation-Tachometer, Fuel, Oil, Temp and 1900 CCA
Voltmeter
Dual Electric Homs
Fiberglass Tilt Hood
Heavy Duty Front Bumper
65 Gallon Fuel Tank With Barrier = 100 Gallon
Sender Inspection Plate
22.5" x 8.25" Hub Pinned Disc Wheels
19RZ2.5 - 14 Ply Radial Tires - Tubeless Construction
Highway Tread Front (Mich. XZE-3) Rear Tire (Mich. XDZ-2)
Front And Rear Tow Hooks
Halo Headlights
Fuel Tank Door
Front And Rear Mud Flaps + Anti-Spill
Fender Mounted Turn Signals - Not Avail
Daytime Running Lights
Electronic Throttle

2016 BODY SPECIFICATIONS

64 Pass +2, 60+1 HANDICAP 33" 6" Min. 78" Headroom
D.O.T. Approved Fully Padded Seats And Barriers
Heavy Duty 42 oz. Fire Block Upholstery, (seat bottoms must be covered)
Header Pad Above Entrance And Emergency Doors
Six Way Mech. Susp. High Back Drivers Seat With Adjustable Shoulder Harness, Right Side Armrests and Fabric Insert
8 Way Light Warning System
Automatic Electrically Operated LED Stop Arm
3 Piece Shaded Windshield
Intermittent Windshield Wipers - Wet Arms
Four Rub Rails Including Snow Rails All Wrap Around To Door Opening
Aluminized Inner Side Panels
Full Fiberglass Body Insulation
All Optional Sealants And Soundproofings
10" x 30" Padded Rearview Mirror With View - 6" x 50" Mirror
Heated and Defogged - Rosco Rearview Mirrors - 0700 (new)
Heated - Rosco Casseview Mirrors - HD Mirror L + R
Outward Opening Electric Ent. Door With 3 Stepwell
Lower Rear Emergency Door Window Metal Guard - N/A
Enclosed Battery Compartment With Sliding Tray
Dual Row Dome Lights
Interior Coolant Shut Off Valve
80,000 BTU Roof Heater
50,000 BTU Stepwell Heater + 50,000 BTU mid-ship heater
84,500 BTU Rear Heater
Two (2) 8.5" Defroster Fans
Two (2) Specialty Low-Profile Escape/Vent Hatchers
Two (2) Emergency Exit Window On Each Side Of Bus
Armored Side Directional Lights
Backdoor Safety Hatch - 112 Db Min.
Body Solenoid Switch
LED Clearance Lights
Armored Clearance Lights
5/8" Plywood Floor (Marine Grade) - Exterior 6 Grade
Full Length Acoustic Headliner - Riveted
AM/FM/PA Stereo With 8 Speakers
Upholstered Shoulder Pads
White Painted Roof
Factory Tinted Side And Rear Glass - 28% Tint
Front Pilot Light For Rear Emergency Door
Seon Digital Camera System - TL4-FD4 w/4 Day-Night Cameras
Cameras
No Seam Flooring Black - N/A
9.375" x 6" Certificate Holder
Roof Mounted Strobe Light
Above Driver Storage Compartment - N/A
Front and Rear Vandalock System
All Required Emergency Equipment
3M Diamond Grade Reflective Striping
No Child Left Behind (Child Check)
All Required Lettering
Lift Door Single, 43" x 59.75", Mounted At rear wheel pocket
Braun NLS180 Lift
Lift door Indicator Light, Latching and Interlocks
2 Q'Straint L track (QRT Q-8107-A1-L2) retractable restraints
4 Track Mounted Seals left rear aft of the wheelwells

Signature: *Michael Pace*

Occupational Therapy Services Agreement

This Professional Services Agreement is made and entered into as of the 8th day of August, 2016 by the Camdenton R-III School District (hereinafter referred to as "the District") with its principal office located at P.O BOX 1409, Camdenton, MO 65020, and Meredith E. Carter, OT/ (hereinafter referred to as "contractor") with its principal office located at 5088 Aqua Drive, Osage Beach, MO 65065.

The terms are as follows.

1. Contractor shall provide occupational therapy services for the Camdenton R-III School District for the 2016-2017 school year and its extended school year, on an as-needed basis, along with any other contractor(s) the District uses. Services shall be provided in accordance with each student's Individualized Education Program (IEP); however, Contractor's caseload is not to exceed 50 students at any time, without written agreement by both parties. No minimum number of students is guaranteed to Contractor by this contract. Renewal of this contract will be completed annually by June 1st unless otherwise specified by either party.

2. Contractor shall be compensated for services at an hourly rate of \$70.00. Billable time includes time on premises completing services as listed below and drive between school buildings. The district shall not be responsible for mileage expenses between school buildings. Payments for services shall be rendered monthly.

3. Contractor shall maintain Professional Liability Insurance.

4. Contractor shall provide any and all of the services listed below as required by students' IEPs and/or directed by the District.

- a. Diagnostic evaluations to students qualifying for such service.
- b. Direct and/or consultative occupational therapy services as specified in students' IEPs.
- c. Development of appropriate IEP provisions in accordance with evaluation and observation results.
- d. Maintain therapy notes, progress reports, quarterly reports, Medicaid documentation, evaluations, and IEPs of students served.

e. Attend IEP meetings, in-services, and other meetings with teachers and staff at the request of the District.

f. Provide in-services to teachers and other staff as directed by the District.

g. Provide student progress report data and documentation of implementation of IEP provisions to the District as directed by the District staff.

h. Cooperate in the District's defense of any Missouri Department of Elementary and Secondary Education's Child Complaint investigations under the Individuals with Disabilities Education Act (IDEA) involving a student served by contractor, including but not limited to participation in any interviews or provision of information and documentation, as required by the state's child complaint investigator or the District's attorney or the District's staff.

i. Cooperate in the District's defense of any United States Department of Education's Office for Civil Rights (OCR) complaint investigations under civil rights laws involving a student served by contractor, including but not limited to participation in any interviews or provision of information and documentation, as required by the OCR complaint investigator or the District's attorney or the District's staff.

j. Cooperate in the District's defense of any Missouri Commission on Human Rights (MCHR) complaint investigations involving a student served by contractor, including but not limited to participation in any interviews or provision of information and documentation, as required by the MCHR investigator or the District's attorney or the District's staff.

k. Cooperate in the District's defense of any special education due process hearing complaint filed with the Missouri Department of Elementary and Secondary Education involving a student served by contractor, including but not limited to participation in any interviews or provision of information and documentation, as required by the District's lawyer or the District's staff, and any testimony required at hearing.

l. Contractor shall supervise Certified Occupational Therapy Assistants (COTAs) as directed by the District.

5. The District shall provide equipment necessary to complete evaluation and treatment of the students. Contractor shall not be held financially responsible for supplies or equipment required.

6. Contractor shall not discriminate in the performance of this contract, and shall ensure that no student shall be excluded from participation or be denied benefits or services under this

contract on the basis of race, sex, age, color, religion, national origin, sexual orientation, or disability. All students and staff of the District shall be treated by contractor in a non-discriminatory fashion and contractor shall comply with all applicable civil rights laws.

7. Contractor shall keep confidential and will not disclose or divulge any confidential, personally identifiable student or personnel information which contractor may obtain from the District or the students' educational records, unless in accordance with the regulations implementing the Family Educational Rights and Privacy Act, Americans with Disabilities Act, Individuals with Disabilities Education Act and/or any other state or federal law.

8. There may be rare occasions when contractor will be unable to provide services (e.g. illness, professional meetings). Contractor shall make up services missed as directed by the District; the District shall work with contractor to accomplish the scheduling of those make-up services.

9. Either party may terminate this agreement for good cause upon giving the other party 30 days written notice.

IN WITNESS WHEREOF, the parties have executed this Agreement as of the date first written above.

Meredith E. Carter/OT/L

Meredith E. Carter, OT/L

Date: 7/27/16

Camdenton R-III School District

By: *[Signature]*

Date: 8/8/16

DR. HADFIELD

WORKING HOURS: 8:00 AM - 5:00 PM
PROPOSAL FOR CAMDEN SCHOOL DISTRICT
FOR OAK RIDGE HVAC UPGRADE

NO.	DESCRIPTION	BID
1	PHASE ONE - HVAC UNITS	271,116.00
2	PHASE TWO - HVAC UNITS	177,247.00
3	CEILING OPTION #1 (REMOVE AND REPLACE)	177,247.00
4	CEILING OPTION #2 (REMOVE AND RE-INSULATE)	177,247.00
TOTAL PHASE ONE & TWO - HVAC (NO CEILING)		448,363.00
TOTAL PHASE ONE & TWO - HVAC WITH CEILING OPTION #1		625,610.00
TOTAL PHASE ONE & TWO - HVAC WITH CEILING OPTION #2		625,610.00

ALL EXCLUSIONS
1. BUILDERS RISK AS SUBMITTALS
2. PERMITS

SUB	LABOR	EQUIP	SUBTOTAL
1	6,844	11,000	17,844

271,116

DRAFT

PROPOSAL FOR
CAMDEN SCHOOL DISTRICT
OAK RIDGE HVAC UPGRADE

Item	Description	Quantity	Unit	SUMMER 2017		SUMMER / FALL 2016		SUB	LABOR	EQUIP	MATERIAL	TOTAL		
				Est	Sub	Est	Sub							
1	ROOF PARTITION / FLOOR PROTECTION	150	EA	0	0	0	0	0	0	0	0	0		
2	PHASE ONE - HVAC UNITS	150	EA	0	0	0	0	0	0	0	0	0		
3	PHASE TWO - HVAC UNITS	150	EA	0	0	0	0	0	0	0	0	0		
4	CEILING OPTION #1 (REMOVE AND REPLACE)	150	EA	0	0	0	0	0	0	0	0	0		
5	CEILING OPTION #2 (REMOVE AND RE-INSULATE)	150	EA	0	0	0	0	0	0	0	0	0		
6	PHASE ONE & TWO - HVAC (NO CEILING)	300	EA	0	0	0	0	0	0	0	0	0		
7	PHASE ONE & TWO - HVAC WITH CEILING OPTION #1	300	EA	0	0	0	0	0	0	0	0	0		
8	PHASE ONE & TWO - HVAC WITH CEILING OPTION #2	300	EA	0	0	0	0	0	0	0	0	0		
SUBTOTAL												6,844	11,000	17,844

ALL EXCLUSIONS
1. BUILDERS RISK AS SUBMITTALS
2. PERMITS

PROPOSAL FOR
CAMDEN SCHOOL DISTRICT
OAK RIDGE HVAC UPGRADE

Item	Description	Quantity	Unit	SUMMER 2017		SUMMER / FALL 2016		SUB	LABOR	EQUIP	MATERIAL	TOTAL		
				Est	Sub	Est	Sub							
1	ROOF PARTITION / FLOOR PROTECTION	150	EA	0	0	0	0	0	0	0	0	0		
2	PHASE ONE - HVAC UNITS	150	EA	0	0	0	0	0	0	0	0	0		
3	PHASE TWO - HVAC UNITS	150	EA	0	0	0	0	0	0	0	0	0		
4	CEILING OPTION #1 (REMOVE AND REPLACE)	150	EA	0	0	0	0	0	0	0	0	0		
5	CEILING OPTION #2 (REMOVE AND RE-INSULATE)	150	EA	0	0	0	0	0	0	0	0	0		
6	PHASE ONE & TWO - HVAC (NO CEILING)	300	EA	0	0	0	0	0	0	0	0	0		
7	PHASE ONE & TWO - HVAC WITH CEILING OPTION #1	300	EA	0	0	0	0	0	0	0	0	0		
8	PHASE ONE & TWO - HVAC WITH CEILING OPTION #2	300	EA	0	0	0	0	0	0	0	0	0		
SUBTOTAL												6,844	11,000	17,844

ALL EXCLUSIONS
1. BUILDERS RISK AS SUBMITTALS
2. PERMITS



label size 1" x 2 5/8" compatible with Avery®5160/8160
Étiquette de format 25 mm x 67 mm compatible avec Avery®5160/8160



label size 1" x 2 5/8" compatible with Avery®5160/8160
Étiquette de format 25 mm x 67 mm compatible avec Avery®5160/8160

Project For: CAMBODIA
Client: CAMBODIA
Country: CAMBODIA

Working Date: 30/08/2017
Completion Date: 30/08/2017
Job Code: 000000

Item	Description	Quantity	Unit	Est. Material	Unit	Est. Labor	Unit	Est. Equip	Unit	Est. Sub	Unit	Est. Misc	Unit	Est. Total	Est. Unit	Est. Total	Est. Unit	Est. Total
1	REGULAZIONE TEMPERATURA	100	LS	100	0.00	0	0	0	0	0	0	0	0	0	0	0	0	0
2	INGEGNERIA	100	LS	0	0	70000	0.00	0	0	0	0	0	0	0	0	0	0	0
3	PROVA MECCANICA - PRIMA FASE	100	LS	0	0	70000	0.00	0	0	0	0	0	0	0	0	0	0	0
4	PROVA MECCANICA - SECONDA FASE	100	LS	0	0	70000	0.00	0	0	0	0	0	0	0	0	0	0	0
5	INSTALLAZIONE CEMENTI E GESSO	46096.00	SF	46096.00	0.00	0	0	0	0	0	0	0	0	0	0	0	0	0
6	FINAL CLEANING	100	LS	0	0	240	0.00	0	0	0	0	0	0	0	0	0	0	0
7	DAI LABOR	100	LS	0	0	0	0	0	0	0	0	0	0	0	0	0	0	0
TAX																		
15% OP.MATEL																		
4.17																		
15% OP.LABO																		
11.81																		
15% OP.MISC																		
0																		
15% OP.EQUIP																		
0																		
SUBTOTAL																		
197.97																		

- 1. MATERIALI
- 2. MANODOPERA
- 3. BILIACQUAZIONE

Project For: CAMBODIA
Client: CAMBODIA
Country: CAMBODIA

Working Date: 30/08/2017
Completion Date: 30/08/2017
Job Code: 000000

Item	Description	Quantity	Unit	Est. Material	Unit	Est. Labor	Unit	Est. Equip	Unit	Est. Sub	Unit	Est. Misc	Unit	Est. Total	Est. Unit	Est. Total	Est. Unit	Est. Total
1	REGULAZIONE TEMPERATURA	100	LS	100	0.00	0	0	0	0	0	0	0	0	0	0	0	0	0
2	INGEGNERIA	100	LS	0	0	70000	0.00	0	0	0	0	0	0	0	0	0	0	0
3	PROVA MECCANICA - PRIMA FASE	100	LS	0	0	70000	0.00	0	0	0	0	0	0	0	0	0	0	0
4	PROVA MECCANICA - SECONDA FASE	100	LS	0	0	70000	0.00	0	0	0	0	0	0	0	0	0	0	0
5	INSTALLAZIONE CEMENTI E GESSO	46096.00	SF	46096.00	0.00	0	0	0	0	0	0	0	0	0	0	0	0	0
6	FINAL CLEANING	100	LS	0	0	240	0.00	0	0	0	0	0	0	0	0	0	0	0
7	DAI LABOR	100	LS	0	0	0	0	0	0	0	0	0	0	0	0	0	0	0
TAX																		
15% OP.MATEL																		
4.17																		
15% OP.LABO																		
11.81																		
15% OP.MISC																		
0																		
15% OP.EQUIP																		
0																		
SUBTOTAL																		
197.97																		

- 1. MATERIALI
- 2. MANODOPERA
- 3. BILIACQUAZIONE

Board of Education

Paid Invoices

July 2016

Vendor Name	Invoice Number	Invoice Description	PO Number	Amount
Ameren Missouri	9911000116	Highway 54 OBE Electric		943.24
Ameren Missouri	2681084004	OBE Nichols Rd Electric		9,243.80
Ameren Missouri	2551076018	Nichols Rd OBE Electric		11.35
Ameren Missouri	7720617118	Hwy 54 OBE Electric		32.94
Total Ameren Missouri				10,231.33
AT&T	57334672693293	Horizons Local & Campus Alarm Panels		356.44
AT&T	57331795205542	JJC DSL		243.65
AT&T	57334672693293	Horiaons Local & Campus Alarm Panels		351.45
AT&T	57337453695106	HDE Telephone		260.33
AT&T	57334824618719	OBE Telephone		393.39
Total AT&T				1,605.26
AT&T Long Distance	1627158	HDE, OBE, Horizons Long Distance		10.70
Total AT&T Long Distance				10.70
AT&T Mobility	826215827X7222016	Cell Phones		470.97
AT&T Mobility	826215827x6222016	Wireless Service		472.89
AT&T Mobility	287248607391X6282016	Wireless Phones		580.62
Total AT&T Mobility				1,524.48
Charter	875027680000102	Campus Local & Long Distance		639.07
Charter	875027680000102	Campus Local & Long Distance		631.81
Total Charter				1,270.88
City of Camdenton	01-3560-00	Horizons Water/Sewer		23.76
City of Camdenton	Water/Sewer	Campus Water/Sewer		5,694.12
Total City of Camdenton				5,717.88
City of Osage Beach	01-7550-00	Nichols Rd Water/Sewer		303.51
City of Osage Beach	04-6330-00	OB Pkwy Water/Sewer		97.44
City of Osage Beach	01-7555-00	Nichols Rd Water/Sewer		112.67
Total City of Osage Beach				513.62
Co-Mo Electric Cooperative Inc.	61772004	HDE Electric		7,429.18
Total Co-Mo Electric Cooperative Inc.				7,429.18
Glenda Mott, County Clerk	July 11, 2016	Cost for 4/5/16 election		17.36
Total Glenda Mott, County Clerk				17.36
Patrick, Carol A	MSTA Refund			23.76
Total Patrick, Carol A				23.76

Board of Education

Paid Invoices

July 2016

Republic Services #435	0435-000429830	July Service - June Recycling		342.48
Republic Services #435	0435-000429043	June - Trash/Recycling		377.70
Total Republic Services #435				720.18
Sho-Me Technologies	034379	Ethernet - July		3,203.05
Total Sho-Me Technologies				3,203.05
Sunrise Beach Water System	70	HDE Water		245.12
Total Sunrise Beach Water System				245.12
Grand Total				32,512.80

Board of Education	Check Preview	August 8, 2016
Lake Sun / Circulation Dept	2728	HS - 52 Week Subscription 105-0126 122.95
Lake Sun / Circulation Dept	2727	Dogwood - 52 Wk Subscription 402-0352 122.95
Lake Sun / Circulation Dept	4648	Hawthorn - 40 Wk Subscription 403-0454 92.25
Lake Sun / Circulation Dept	2733	12 Month Subscription 110-0338 145.31
Lake Sun / Circulation Dept	482	Subscription 408-0462 92.25
Total Lake Sun / Circulation Dept		667.99
Lake Winsupply	204165	Compressor 800-0796 840.53
Lake Winsupply	204141	Refrigerant 100.00
Lake Winsupply	203670	Parts 82.75
Lake Winsupply	202648 01	Recovery cylinder 128.11
Lake Winsupply	204041	Oil 25.65
Total Lake Winsupply		1,177.04
Lakeland Oil	21160	Diesel 160.16
Total Lakeland Oil		160.16
Lakeside Office Supply	312633	Board marker 30.86
Total Lakeside Office Supply		30.86
Lambert, Kimberly	6/13/16	Fingerprint reimbursement 44.80
Total Lambert, Kimberly		44.80
Lewis, Billie S	7/25/16	Mileage 56.40
Total Lewis, Billie S		56.40
Low's	15389	Sprinkler timers 700-0681 104.44
Low's	15648	Dewalt drill and case 800-0709 481.65
Total Low's		586.09
Mallahan, Sarah Elaine	7/22/16	Fingerprint reimbursement 43.05
Total Mallahan, Sarah Elaine		43.05
Marose, Sherry	July 15, 2016	Fingerprint reimbursement 43.05
Total Marose, Sherry		43.05
McGrady, Jim	6/27/16	Official/Mileage - Baseball 873-0730 135.00
Total McGrady, Jim		135.00
Menards	9959	Indoor/Outdoor 800-0808 57.99
Menards	9957	Door chime, water 800-0803 123.78
Total Menards		181.77
Meyer, Samantha A	7/26/16	Mileage 56.40
Total Meyer, Samantha A		56.40

Board of Education	Check Preview	August 8, 2016
Missouri Bell Telecom	130326	Allwork TX Expanders 300.03
Total Missouri Bell Telecom		300.03
Missouri Teaching Jobs	300-0025	Basic membership 700-0719 175.00
Total Missouri Teaching Jobs		175.00
Motivators Promotional Products	MOT-275958	Lip Balm 410-0753 113.75
Total Motivators Promotional Products		113.75
Motor Hut	1014	Spool insert 19.98
Motor Hut	1202	Inner Spool 19.98
Total Motor Hut		39.96
Moulder, Daniel G	6/29/16	Fuel reimbursement 30.00
Total Moulder, Daniel G		30.00
Neal, Ryan T	7/18/16	Travel reimbursement - & Michelle 123.47
Total Neal, Ryan T		123.47
Netwath	7142-IN	Key Prox reader 800-0795 330.21
Total Netwath		330.21
North Calloway R-1 School District	June 27, 2016	Educational services 410-0684 2,047.46
Total North Calloway R-1 School District		2,047.46
Omni Cheer	P055045501010	Top and skirts 873-0744 150.00
Total Omni Cheer		150.00
O'Reilly Auto Parts	4044-141472	Compression oil 25.98
O'Reilly Auto Parts	4044-139719	Heater hose 3.82
O'Reilly Auto Parts	4044-136370	Connector 8.99
O'Reilly Auto Parts	4044-140937	Parts 9.51
O'Reilly Auto Parts	4044-140938	Fuse holder 25.52
O'Reilly Auto Parts	4044-141056	Plug buttons 5.99
O'Reilly Auto Parts	4044-141144	Ring terminals 12.28
O'Reilly Auto Parts	4044-140940	Multi cable 44.80
Total O'Reilly Auto Parts		136.89
Ozark Trophy & Engraving	264212	Name Inserts, "Habilitz" signs 406-0654 168.00
Total Ozark Trophy & Engraving		168.00
Ozarks Coca-Cola - 2048564	2581086	Soft drinks 7.85
Total Ozarks Coca-Cola - 2048564		7.85
Pahlmann, Jonathan T	6/24/16	Fingerprint reimbursement 43.05
Total Pahlmann, Jonathan T		43.05

Board of Education	Check Preview	August 8, 2016
Palmerton & Parrish, Inc.	208334	Remaining Balance 9,354.94
Total Palmerton & Parrish, Inc.		9,354.94
Parents as Teachers	624802	Training - SWeber 410-0699 240.00
Total Parents as Teachers		240.00
Party City	7/12/16	Supplies 403-0470 99.90
Total Party City		99.90
Phoenix Home Care	2610698	Services rendered 410-0793 1,105.68
Total Phoenix Home Care		1,105.68
Pioneer Valley Educational Press	00095243	Marvin Set Add on Pack 402-0195 35.20
Pioneer Valley Educational Press	00095244	Jack and Daisy 402-0346 35.20
Total Pioneer Valley Educational Press		70.40
Plank Road Publishing	16-040493	Music Sub - Print & Download 402-0264 137.45
Plank Road Publishing	16-040494	Music Sub - Print & Download 403-0244 162.45
Total Plank Road Publishing		299.90
PortionPac	IN126122	Sanitation and Safety service 106.02
Total PortionPac		106.02
Prairie Fire Coffee Roasters	864123	Coffee 138.50
Prairie Fire Coffee Roasters	864121	Coffee 128.70
Prairie Fire Coffee Roasters	833900	Coffee 205-15320 130.20
Prairie Fire Coffee Roasters	849214	Coffee 85.80
Total Prairie Fire Coffee Roasters		483.20
Premier Paper and Packaging	13037	White Copy Paper 800-0708 37,447.20
Total Premier Paper and Packaging		37,447.20
Project Lead the Way Inc	70159	Digital Mini system 110-0698 1,675.00
Total Project Lead the Way Inc		1,675.00
Quill	7310848	Kraft roll 800-0706 190.95
Quill	7318264	Kraft rolls 800-0706 295.56
Quill	7368967	Kraft Rolls 800-0706 282.18
Total Quill		768.69
Results Advertising, Inc.	R32583	TShirt 105-0647 5.65
Total Results Advertising, Inc.		5.65
Revolving	MO Petroleum Storage	10550 - Annual fee 700-0726 250.00
Revolving	MO Dept of Revenue	10551 - Bus titles 700-0731 44.00
Total Revolving		294.00

Board of Education	Check Preview	August 8, 2016
Vendor Name	Invoice Number	Invoice Description PO Number Amount
Argus - Mid America	9053167083	Electrode Stick 28.22
Total Argus - Mid America		28.22
American Band	17371	Sport Bags 105-0686 77.75
Total American Band		77.75
Aspen Chemical & Supply	19003	Premium Descaler 320.00
Total Aspen Chemical & Supply		320.00
Eggers, Faster, Stronger, Inc.	349220	Curf Bar, Muscle Clamps, Cable 873-0740 519.55
Total Eggers, Faster, Stronger, Inc.		519.55
Bledsoe Automotive Service, Inc.	100869	Service 800-18 739.25
Total Bledsoe Automotive Service, Inc.		739.25
Bowling Electric, Inc.	1801	Capacitor 8.00
Bowling Electric, Inc.	1800	Motor 109.50
Total Bowling Electric, Inc.		117.50
Bus Andrew Truck Equipment, Inc.	W 52812	Food Van Lift Repair 3,838.60
Total Bus Andrew Truck Equipment, Inc.		3,838.60
Camdenton R-III School District	2016-2017	Start Up Cash - Athletics/Activities 205-0837 2,000.00
Total Camdenton R-III School District		2,000.00
Camdenton R-III Schools(Athletics)	Athletics	Start Up Cash - Activity/Athletics 873-0710 3,900.00
Total Camdenton R-III Schools(Athletics)		3,900.00
CDW-G Computer Centers, Inc	DRP7065	ASUS LED, Projectors 700-0770 2,087.85
CDW-G Computer Centers, Inc	DRP7065	Asus LED 700-0771 473.55
Total CDW-G Computer Centers, Inc		2,561.40
Cintas Corporation #379	379239738	Uniforms 339.82
Cintas Corporation #379	379238737	Uniforms 311.83
Total Cintas Corporation #379		651.65
Demco, Inc.	5909731	Library Supplies 402-0445 1,042.96
Total Demco, Inc.		1,042.96
Discount School Supply	D22722020101	Glue, Brushes, Stamp Pads 408-0159 65.48
Total Discount School Supply		65.48
EdCounsel, LLC	2807	Attorney Fees 2,849.00
Total EdCounsel, LLC		2,849.00
Edmentum	INV071484	Study Island MS 700-0773 11,176.00
Total Edmentum		11,176.00

Board of Education	Check Preview	August 8, 2016
Ellis Battery Specialists LLC	375739	Batteries 169.90
Total Ellis Battery Specialists LLC		169.90
Eard, Travis	7/26/16	Fingerprint reimbursement 43.05
Total Eard, Travis		43.05
Fastenal Company	MOCAM44332	Bottled Water 9.98
Fastenal Company	MOCAM44228	Supplies 2.32
Total Fastenal Company		12.30
Follett School Solutions, Inc.	426728A-4	Books 402-0444 4,685.76
Total Follett School Solutions, Inc.		4,685.76
Forest Lawn Nursery, LLC	6353	HDE Landscape 2,838.28
Total Forest Lawn Nursery, LLC		2,838.28
Franklin Covey	32239011	LIM Subscription, Coaching System 403-0873 6,450.00
Total Franklin Covey		6,450.00
Fun Express, LLC	678549107-02	Classroom Supplies 402-0448 14.75
Fun Express, LLC	678549107-01	Classroom Supplies 402-0448 62.73
Total Fun Express, LLC		77.48
Gumdrop Books	PINV99367	Books 403-0455 662.76
Total Gumdrop Books		662.76
Hagner Contracting LLC	2079	HS Classroom Renovation 800-0804 8,650.00
Total Hagner Contracting LLC		8,650.00
Heavy Duty Bus Parts, Inc	103610	FG BTI Cover 769.85
Total Heavy Duty Bus Parts, Inc		769.85
Impact Applications, Inc.	20164925	ImpAct Software Subscription 873-0739 800.00
Total Impact Applications, Inc.		800.00
International Center for Leadership	VTNKF3242P	C Glodt Conference 700-0741 49.00
Total International Center for Leadership		49.00
IPA Educational Supplies	217235	Classroom Supplies 406-0492 99.99
IPA Educational Supplies	217236	Classroom Supplies 406-0480 39.10
IPA Educational Supplies	216666	Classroom Supplies 404-0423 85.14
Total IPA Educational Supplies		224.23
Jacks Sporting Goods	409003	Supplies 800-0727 298.80
Jacks Sporting Goods	409100	Supplies 15.98
Jacks Sporting Goods	409207	Supplies 9.63
Jacks Sporting Goods	409008	Supplies 14.99

Board of Education	Check Preview	August 8, 2016
Jacks Sporting Goods	409009	Supplies 18.57
Jacks Sporting Goods	409290	Supplies 25.69
Jacks Sporting Goods	409108	Supplies 7.99
Jacks Sporting Goods	408830	Supplies 25.69
Jacks Sporting Goods	409038	Supplies 10.48
Jacks Sporting Goods	408900	Supplies 18.01
Jacks Sporting Goods	408956	Supplies 32.94
Jacks Sporting Goods	408871	Supplies 27.54
Jacks Sporting Goods	408885	Supplies 75.50
Jacks Sporting Goods	408855	Supplies 35.89
Jacks Sporting Goods	409308	Supplies 8.58
Jacks Sporting Goods	409262	Supplies 7.00
Jacks Sporting Goods	407871	Softener Salt PO 800-14903 562.50
Jacks Sporting Goods	409013	Supplies 10.66
Total Jacks Sporting Goods		1,206.44
Johnny Mac	439130/1	Basketballs 873-0116 1,760.00
Johnny Mac	442556/1	Football Pants 873-0138 3,354.39
Johnny Mac	K42556/1	Football Pants 873-0138 1,979.64
Total Johnny Mac		7,094.03
Johnstone Supply	19-510021790-001	Ignition Kit, Terminal Kit, Wire Nickel 850-0787 373.05
Total Johnstone Supply		373.05
Kansas City Audio-Visual	SI-221330	HDMI 805-15269 345.00
Kansas City Audio-Visual	SI-221620	Installation 805-15269 2,475.00
Kansas City Audio-Visual	SI-221114	Epson Projector 805-0617 3,899.00
Total Kansas City Audio-Visual		6,719.00
Keeney, Scott D	7/26/16	Fingerprint reimbursement 43.05
Total Keeney, Scott D		43.05
L&B Electronics	35291	Bus items 340.00
Total L&B Electronics		340.00
Lake Regional Occupational Medicine	07/01/2016	Bus Driver physicals 2,955.00
Total Lake Regional Occupational Medicine		2,955.00
Lake Sun / Advertising Dept.	PN- 15899	HVAC System Upgrades 700-0714 36.00
Total Lake Sun / Advertising Dept.		36.00
Lake Sun / Circulation Dept	3510	Horizons - 40 Wk subscription 107-15029 92.25

Board of Education	Check Preview	August 8, 2016
Total White Knight Coaches		3,300.00
Williams, John Vernon Jacob	7/21/16 Travel reimbursement	68.50
Total Williams, John Vernon Jacob		68.50
Willis, Tanya J	7/20/16 Mileage - PAT visits	37.08
Total Willis, Tanya J		37.08
Wilmes, Cassie M	7/26/16 Fingerprint reimbursement	43.05
Total Wilmes, Cassie M		43.05
Wolter, Tai M	7/15/16 fingerprint reimbursement	43.05
Total Wolter, Tai M		43.05
Wonderlic, Inc.	6416723 Hiring License	700-0764 6,260.00
Total Wonderlic, Inc.		6,260.00
Wyndham Hotel	37289 Lodging	900-14112 272.43
Wyndham Hotel	37293 Lodging	900-14112 272.43
Wyndham Hotel	37295 Lodging	900-14112 272.43
Total Wyndham Hotel		817.29
XLRdesigns	5/24/16 G8000 TShirts	873-0234 985.56
Total XLRdesigns		985.56
Grand Total		179,566.28

Board of Education	Check Preview	August 8, 2016
Robison, Melissa M	6/6/16 Fingerprint reimbursement	43.05
Total Robison, Melissa M		43.05
Rose Metal Products, Inc.	71903 12" Flat Bar	800-0703 94.40
Total Rose Metal Products, Inc.		94.40
Samco Business Products	193924 Paper	800-0705 978.16
Samco Business Products	194263 Toner	44.37
Total Samco Business Products		1,022.53
Scheppers Int'l Truck Center, Inc.	1847344 Hdwr., kit hdwr	312.16
Scheppers Int'l Truck Center, Inc.	1847080 Mtg. kit oil cooler	34.29
Total Scheppers Int'l Truck Center, Inc.		346.45
Schillers	4159919-01 ESM-GCVP Roland Certified	110-0671 143.30
Total Schillers		143.30
School Speciality	308102479726 Tape, binder clips, etc.	403-0411 1,759.63
School Speciality	208116379240 Easy readers, etc.	402-0184 239.16
School Speciality	308102478298 Supplies	406-0553 430.50
Total School Speciality		2,429.29
Scott, Jasmine S	5/26/16 Fingerprint reimbursement	44.80
Total Scott, Jasmine S		44.80
Scott's Concrete	22392 Balance (Underpaid)	600.00
Total Scott's Concrete		600.00
Shewmaker Auto Parts	463617 Wiper blades	57.60
Total Shewmaker Auto Parts		57.60
Simpson, Kimberly	7/18/16 Travel reimbursement	40.04
Total Simpson, Kimberly		40.04
SKB Shotguns	INV078518 SKB RS300	105-14471 4,851.00
Total SKB Shotguns		4,851.00
Smith Hardwood Lumber LLC	21928 Plywood	800-0702 2,040.00
Total Smith Hardwood Lumber LLC		2,040.00
Sped Track	3669 Annual sub - 7/1/16 - 6/30/17	700-0778 11,160.00
Total Sped Track		11,160.00
Stacey, Matthew D	7/11/16 Fingerprint reimbursement	43.05
Total Stacey, Matthew D		43.05
Staples	1597484031 Storage boxes	700-0589 72.99
Staples	1597883831 Sharpies, envelopes, etc.	700-0589 62.46

Board of Education	Check Preview	August 8, 2016
Total Staples		135.45
Stericycle	4006466172 Services	550-14838 1,071.64
Total Stericycle		1,071.64
Student Aid Administrators, Inc.	014-250 Services rendered	110-0712 295.00
Total Student Aid Administrators, Inc.		295.00
Studies Weekly	176637 Science Exploration	408-0179 523.60
Total Studies Weekly		523.60
Teacher Created Resources	5885811 Surfboard & Flip Flop Accents	403-0468 22.46
Teacher Created Resources	5885248 Classroom supplies	403-0243 73.38
Teacher Created Resources	5886476 Classroom supplies	403-0620 62.86
Total Teacher Created Resources		158.70
The Library Store	211672 Branches Readers, etc.	402-0449 707.13
Total The Library Store		707.13
therapy Shoppe, Inc.	233010 Supplies	410-0782 43.20
Total therapy Shoppe, Inc.		43.20
Tomo Drug Testing	189392 Employee Screening	50.00
Tomo Drug Testing	189991 Employee screening	50.00
Total Tomo Drug Testing		100.00
Toopis, Crystal D	5/3/16 Fingerprint reimbursement	43.05
Total Toopis, Crystal D		43.05
Trend Enterprises, Inc.	1973597 RI Supplies	402-0230 62.89
Total Trend Enterprises, Inc.		62.89
United States Postal Service	3499921 Meter #11213375	4,000.00
Total United States Postal Service		4,000.00
Vantant, Deb	7/27/16 Text books	1,387.59
Total Vantant, Deb		1,387.59
Varsity Spirit Fashions	63600248 Bodyliners, jackets	873-0212 592.15
Total Varsity Spirit Fashions		592.15
Veritiv (formerly Xpeda)	9019524556 Floor pads	800-0641 463.12
Veritiv (formerly Xpeda)	9019575305 Poster paper	800-0704 173.33
Total Veritiv (formerly Xpeda)		636.45
Viele, Shayla C	7/15/16 fingerprint reimbursement	43.05
Total Viele, Shayla C		43.05
Voelker, Shea S	7/11/16 Fingerprint reimbursement	43.05

Board of Education	Check Preview	August 8, 2016
Total Voelker, Shea S		43.05
W.W. Norton & Company, Inc.	254035 The Enjoyment of Music	105-0122 655.40
Total W.W. Norton & Company, Inc.		655.40
Wal-Mart - Dogwood	TR# 09892 Mis. supplies	000-15362 76.19
Wal-Mart - Dogwood	tr# 00958 SS supplies	000-15361 55.00
Total Wal-Mart - Dogwood		131.19
Wal-Mart - Hawthorn	TR# 05445 Supplies	806-15286 90.66
Wal-Mart - Hawthorn	TR# 08815 Supplies	806-15286 63.04
Total Wal-Mart - Hawthorn		153.70
Wal-Mart - High School	TR# 07105 Summer Academy	105-0409 25.16
Total Wal-Mart - High School		25.16
Wal-Mart - LCTC	TR# 08875 Donuts, fruit cups	106-0725 96.14
Wal-Mart - LCTC	TR# 02682 Hard drive, supplies	110-0625 73.78
Wal-Mart - LCTC	TR# 02516 Juice, Waffles, etc.	106-0664 171.47
Total Wal-Mart - LCTC		341.39
Wal-Mart - Main.	TR# 00738 Bottled water, soap	700-0682 48.76
Wal-Mart - Main.	TR# 02426 Office Supplies	700-0578 47.32
Wal-Mart - Main.	TR# 06213 Water, plates	800-15342 61.64
Wal-Mart - Main.	TR# 07052 Board meeting supplies	700-0673 64.99
Wal-Mart - Main.	TR# 01498 Board meeting supplies	700-0577 17.24
Total Wal-Mart - Main.		239.95
Wal-Mart - Trans	TR# 09169 Office Supplies	900-0477 108.64
Wal-Mart - Trans	TR# 09322 Return	900-0477 (18.97)
Total Wal-Mart - Trans		89.67
Watson, Jody A	7/29/16 Fingerprint reimbursement	43.05
Total Watson, Jody A		43.05
Weber, David	7/27/16 XC reimbursement	59.19
Total Weber, David		59.19
Weber, Shanna D	7/27/16 Mileage/Meal	149.10
Weber, Shanna D	7/18/16 Business cards	42.41
Total Weber, Shanna D		191.51
West Music	511313758 Music items	408-0162 442.71
Total West Music		442.71
White Knight Coaches	16973 Charter + \$100 Gratuity for driver	700-0112 3,300.00

Board of Education

P Card Payments

P Card Payments

Vendor Name	Invoice Number	Invoice Description	PO Number	Amount
WCA Waste Corp. of America	003-0001001682	Campus trash		4,496.85
Amazon.Com	1 Awards	Tickets for one awards card	105-0618	120.00
Orlando World Center Marriott	103-4299323-8858603	School Culture Rewired	700-0722	315.38
Pearson Clinical Assessment	10432	Lodging	700-0728	3,780.00
Pearson Clinical Assessment	10755048	Testing	805-0606	135.00
Hilton Salt Lake City Center	10758125	Testing	805-0606	2,790.46
C Bloo P Card	1085455 A	Hotel Salt Lake City	105-14861	2,114.85
Double Tree - Jefferson City	11542339	Swim Caps	105-0655	162.99
Double Tree - Jefferson City	205515 A	Lodging - FS Managers Retreat		190.46
Summit Natural Gas of MO	205516 A	Lodging - FS Managers Retreat		105.93
Summit Natural Gas of MO	2114520	ORI		72.65
Summit Natural Gas of MO	2114521	Maintenance Bldg.		55.44
Summit Natural Gas of MO	2114522	Concession/Maint		43.17
Summit Natural Gas of MO	2114523	LCTC - West		97.66
Summit Natural Gas of MO	2114524	Transportation		48.22
Summit Natural Gas of MO	2114525	Horticulture		36.41
Summit Natural Gas of MO	2114526	Middle School		163.04
Summit Natural Gas of MO	2114527	Dogwood		110.65
Summit Natural Gas of MO	2114528	Hawthorn		101.79
Summit Natural Gas of MO	2114529	LCTC - East		44.93
Summit Natural Gas of MO	2114531	HDE		147.07
Summit Natural Gas of MO	2114532	High School		89.98
Summit Natural Gas of MO	2114533	Grounds Bldg.		45.80
Summit Natural Gas of MO	2114534	OBE		118.55
IKEA	228443249	Furniture	403-0634	1,063.12
Laclede Electric Cooperative	2362400	Middle School		9,268.16
Gait-House Hotel	59864393-1	Lodging - Partial 7/11-16/16	000-0758	184.55
UPS	6X3421266	Shipping		58.80
Lego Education	717681747	LEGO	106-15050	2,137.39
Lego Education	717681747	LEGO	106-15050	624.01

Vendor Name	Invoice Number	Invoice Description	PO Number	Amount
Embassy Suites	83887195	Lodging - NBrecker 6/19-23/16	700-12862	1,016.40
Embassy Suites	85278259	Lodging - NBrecker 6/19-23/16	700-12862	992.90
CBLOLO PCard	AeroFleet Services	Luggage Fees		50.18
CBLOLO PCard	Air Canada	Fuel		25.00
CBLOLO PCard	Chuck Waagon	Fuel	700-0766	47.50
Dumont NYC, an Affinia hotel	CI1QPUB8	M Fenn Hotel	108-13370	1,050.16
Enterprise Rent - A - Car	Clearwater, FL	IB Car Rental		125.60
CBLOLO PCard	Currency Conversion	J Welsh Canada		23.37
CBLOLO PCard	CVS	Science Research		26.22
Magnolia Hotel	DEN-F1072651	Lodging -Self - 6/25-30/16	700-11651	1,313.90
CBLOLO PCard	Express Stop #2	Gasoline		20.01
CBLOLO PCard	Exxon Mobile	Fuel	700-0766	15.75
Pltsc Education/Hearlthly & Comp	FTC2016-Team5909	Registration	000-15324	2,840.65
Drury Inn - Independence	Hotel	PLTW J Morris		585.70
Hyatt Regency Atlanta	Hotel Georgia	439.20	105-14909	
Shvacion Centre Toronto Hotel	J Welsh PO 108-12893	Hotel J Welsh	660.31	
CBLOLO PCard	Jimmy Johns	Science Research Travel	23.51	
CBLOLO PCard	Mears Global	Parking	700-0792	95.00
CBLOLO PCard	Mears Global	Parking	700-0792	64.00
CBLOLO PCard	Paypal	Disputed charges		159.15
CBLOLO PCard	Paypal	Disputed Charges		205.20
CBLOLO PCard	Quinns	Meal J Welsh		30.37
CBLOLO PCard	Road Ranger #268	Gasoline		35.50
Enterprise Rent - A - Car	Salt Lake City	Speech/Debate Car Rental	105-14336	240.41
CBLOLO PCard	Shell Oil	Gasoline		99.00
CBLOLO PCard	Shell Oil	Gasoline		65.08
CBLOLO PCard	Sheraton Tor-Trades	Meal J Welsh	38.37	
CBLOLO PCard	Speech/Debate Travel	Meal, Baggage, Rental Car etc	443.86	
Enterprise Rent - A - Car	SREB Louisville	SREB Rental Car	000-0585	52.67
Enterprise Rent - A - Car	Starbucks	SREB Rental Car	000-0585	45.46
CBLOLO PCard	Starbucks	Relay for Life Prizes	105-0687	120.00
CBLOLO PCard	Starbucks	Relay for Life Prizes	105-0687	12.68
CBLOLO PCard	STEM Travel	Meals & Baggage Fees		388.44
CBLOLO PCard	Swim Outlet		105-0734	163.92

Board of Education	Check Preview Addendum	August 8, 2016
Cuendet, Gary	7/1-14/2016	Mileage 265.08
Cuendet, Gary	7/15-27/2016	Mileage 235.00
Cuendet, Gary	7/28-29/2016	Mileage 49.35
Total Cuendet, Gary		549.43
Culligan	Cooler Rent	Acct # 105302 6.95
Total Culligan		6.95
Cummings, Malia R	Reimbursement	Fingerprint Reimbursement 43.05
Total Cummings, Malia R		43.05
Currier, Robert L	Reimbursement	Fingerprint Reimbursement 43.05
Total Currier, Robert L		43.05
Custom Meeting Planners	1842977-93938187	Conference Registration 700-0678 600.00
Total Custom Meeting Planners		600.00
Davenport Group	95566	Dell Latitude 700-0711 1,000.00
Davenport Group	11	805-0363 3,948.00
Total Davenport Group		5,008.00
Daymark Solutions, Inc.	101872	Color Print Ribbon, composit Cards 105-0249 1,505.00
Total Daymark Solutions, Inc.		1,505.00
DeLaurent, Heather R	7/13-16/2016	Travel Expense Reimbursement 90.83
Total DeLaurent, Heather R		90.83
Dill, Julie K	7/25/2016	Mileage 78.49
Total Dill, Julie K		78.49
Division of Employment Security	302061-0-999-87211	1,500.64
Total Division of Employment Security		1,500.64
Donigan, Jon	6/29/2016	Baseball Official 873-0691 97.00
Donigan, Jon	6/27/2016	Baseball Official 873-0729 120.00
Total Donigan, Jon		217.00
Duba, Beth Ann	Reimbursement	Fingerprint Reimbursement 43.05
Total Duba, Beth Ann		43.05
Eastbay Team Sales	639170	873-0692 1,289.60
Total Eastbay Team Sales		1,289.60
Edmentum	INV071970	Study Island HS 700-0817 3,372.00
Total Edmentum		3,372.00
Eidson, Daniel J	Reimbursement	Fingerprint Reimbursement 43.05
Total Eidson, Daniel J		43.05

Board of Education	Check Preview Addendum	August 8, 2016
Elliott, Joseph H	7/11-14/2016	Travel Expense Reimbursement 67.97
Total Elliott, Joseph H		67.97
Ellis Battery Specialists LLC	374658	Batteries 72.95
Total Ellis Battery Specialists LLC		72.95
Fenn, Michael	7/3-9/2016	Travel Expense Reimbursement 257.67
Total Fenn, Michael		257.67
Follett School Solutions, Inc.	1965304C	408-0371 204.16
Follett School Solutions, Inc.	1965304A	408-0371 1,539.14
Follett School Solutions, Inc.	1965304B	408-0371 3,041.45
Total Follett School Solutions, Inc.		4,784.75
Franklin, Nichole A	Reimbursement	Fingerprint Reimbursement 43.05
Total Franklin, Nichole A		43.05
Frederick, Aaron G	Reimbursement	Fingerprint Reimbursement 43.05
Total Frederick, Aaron G		43.05
Gainey, Erin M	7/21/2016	First Aid Renewal 20.84
Total Gainey, Erin M		20.84
GFI Digital	593056	Copier Base Rate 1,542.30
GFI Digital	583338	Copier Base Rate 2,396.90
GFI Digital	597749	Copier Base Rate 2,396.90
Total GFI Digital		6,336.10
Gibbs Technology Leasing, LLC	44883	Copier Lease 2,265.42
Gibbs Technology Leasing, LLC	1915-02	Copier 4,519.00
Gibbs Technology Leasing, LLC	44058	Copier Lease 4,609.38
Total Gibbs Technology Leasing, LLC		11,393.80
Gift, Paige M	Reimbursement	Fingerprint Reimbursement 43.05
Total Gift, Paige M		43.05
Goforth Express LLC	45175	Shipping 15.25
Total Goforth Express LLC		15.25
Gopher Sport	9190228	Megaphone 402-0844 186.03
Gopher Sport	9188148	rubber Band Ball 410-0789 52.59
Total Gopher Sport		238.62
Gov, Michael J	7/28/2016	First Aid/CPR 39.90
Total Gov, Michael J		39.90
Harenza, Sheri L	Reimbursement	Fingerprint Reimbursement 43.05

Board of Education	Check Preview Addendum	August 8, 2016
Total Harenza, Sheri L		43.05
Hays, Teresa L	7/8-9/2016	Travel Expense Reimbursement 359.71
Total Hays, Teresa L		359.71
Hedrick, William	7/17-20/2016	Travel Expense Reimbursement 114.38
Total Hedrick, William		114.38
High Brothers Lumber	32081	Supplies 191.13
High Brothers Lumber	32973	Supplies 84.95
High Brothers Lumber	32729	Supplies 34.38
High Brothers Lumber	33273	Supplies 112.49
High Brothers Lumber	31738	Supplies 179.95
High Brothers Lumber	31561	Supplies 107.97
High Brothers Lumber	31538	Supplies 46.19
High Brothers Lumber	32336	Supplies 3.18
High Brothers Lumber	31607	Supplies 35.99
High Brothers Lumber	31602	Supplies 20.96
High Brothers Lumber	32761	Supplies 51.29
High Brothers Lumber	32974	Supplies 143.96
High Brothers Lumber	31556	Supplies 6.18
High Brothers Lumber	31554	Supplies 63.30
High Brothers Lumber	32083	Supplies 27.67
High Brothers Lumber	32803	Supplies 13.76
High Brothers Lumber	32746	Supplies 23.16
High Brothers Lumber	33080	Supplies 82.85
High Brothers Lumber	33580	Supplies 181.99
High Brothers Lumber	33575	Credit (22.50)
High Brothers Lumber	33322	Credit 21.64
High Brothers Lumber	33386	27.00
High Brothers Lumber	33280	41.37
High Brothers Lumber	31702	254.85
High Brothers Lumber	31567	72.85
Total High Brothers Lumber		1,806.26
Hueste, Kathy A	7/31/2016	Travel Expense Reimbursement 848.90
Total Hueste, Kathy A		848.90
Jacks Sporting Goods	408314	Sprinkler Nozzle 7.17

Board of Education	Check Preview Addendum	August 8, 2016		
Vendor Name	Invoice Number	Invoice Description	PO Number	Amount
A-B Rental & Sales	57447	Blower Assembly	800-0701	280.50
A-B Rental & Sales	57395	Pad Drivers	800-0700	196.00
Total A-B Rental & Sales				476.50
Ace Graphics & Printing	8400	28 Signs	404-0923	840.00
Total Ace Graphics & Printing				840.00
ACJ/Isoland	0034550	HDE Construction		30,720.84
Total ACJ/Isoland				30,720.84
Advantage Printing & Signs	2016-4460	Envelopes	700-0720	317.00
Total Advantage Printing & Signs				317.00
Ahera Specialist, LLC	2757	Monthly Mgmt Plan		100.00
Total Ahera Specialist, LLC				100.00
All American Termite & Pest - 201	449126	Campus Pest Control		117.00
Total All American Termite & Pest - 201				117.00
All American Termite & Pest - 682	682	OBE Pest Control		35.00
Total All American Termite & Pest - 682				35.00
Almayr, Dave	6/27-28/2016	Girls Basketball Camp	873-15024	630.00
Total Almayr, Dave				630.00
Amazon.Com	167370840184	IB Diploma Sports	108-0290	104.00
Amazon.Com	167378327133	IB Diploma Sports	108-0290	104.00
Amazon.Com	138069146165	Projector Lamp	805-0609	44.27
Amazon.Com	118677008764	Logitech Keyboard	805-0679	49.20
Amazon.Com	118678946023	Logitech Wireless Keyboard	805-0679	59.97
Amazon.Com	11867693802	Logitech Optical USB	805-0679	112.35
Amazon.Com	06222332413	IB Psychology Course Companion	108-0301	204.81
Amazon.Com	028957268876	Laptop cart	805-0680	72.72
Amazon.Com	181813075426	Gear One	805-0680	47.45
Amazon.Com	214519604592	Computer Supplies	805-0616	137.58
Amazon.Com	197490663543	Computer Supplies	805-0616	156.72
Amazon.Com	069793294322	Computer Supplies	805-0616	156.72
Amazon.Com	156181879945	Computer Supplies	805-0616	205.93
Amazon.Com	182060077875	Computer Supplies	805-0616	213.98
Amazon.Com	14534862897	Computer Supplies	805-0616	23.75
Amazon.Com	23151468858	Computer Supplies	805-0616	59.97

Board of Education	Check Preview Addendum	August 8, 2016
Amazon.Com	113377303084	805-0616 78.23
Amazon.Com	01930665996	805-0616 22.42
Amazon.Com	01930889103	805-0616 22.42
Amazon.Com	01930079460	805-0616 149.86
Amazon.Com	227245205824	805-0616 128.00
Amazon.Com	019305469878	805-0616 209.36
Amazon.Com	01930396270	805-0616 33.42
Amazon.Com	019309874835	805-0616 335.18
Amazon.Com	059518436841	805-0616 128.00
Total Amazon.Com		2,861.06
American Band	17371	Sports Bags 105-0686 77.75
Total American Band		77.75
Art, Melissa	Reimbursement	Fingerprint Reimbursement 43.05
Total Art, Melissa		43.05
Austin, Justin A	7/11-14/2016	Travel Expense Reimbursement 60.31
Total Austin, Justin A		60.31
Bjornson, Cory	7/28-31/2016	Motorcycle Safety Course & Bike Prep 170.00
Total Bjornson, Cory		170.00
Boue, Amber K	Reimbursement	Fingerprint Reimbursement 43.05
Total Boue, Amber K		43.05
Bowling Electric, Inc.	1766	US Electric Motor 629.50
Total Bowling Electric, Inc.		629.50
Calbert, Richard T	7/31/2016	First Aid Certification 18.84
Total Calbert, Richard T		18.84
Calloway House, Inc.	3887577	Mobile Organizer 100.94
Total Calloway House, Inc.		100.94
Camden R-III School-Cafeteria	Lunch Start Up Cash	All bldgs 850-0389 660.00
Camden R-III School-Cafeteria	HDE Petty Cash	850-0890 30.00
Camden R-III School-Cafeteria	OBE Petty Cash	850-0891 30.00
Total Camden R-III School-Cafeteria		720.00
Carter, Meredith	June 2016	OccupationTherapy 410-0799 175.00
Total Carter, Meredith		175.00
CDW-G Computer Centers, Inc	DNK1436	License 805-0598 39,151.50
Total CDW-G Computer Centers, Inc		39,151.50

Board of Education	Check Preview Addendum	August 8, 2016
CED	0950-520545	Electrical Supplies 1,041.10
CED	0950-520654	Electrical Supplies 237.44
CED	0950-520548	Electrical Supplies 854.20
CED	0950-520453	Electrical Supplies 403.53
CED	0950-520332	Electrical Supplies 15.92
Total CED		2,552.19
Cengage Learning	58296021	108-0368 5,956.50
Total Cengage Learning		5,956.50
Central Turf & Irrigation Supply	115438	HDE Landscape Supplies 1,088.82
Central Turf & Irrigation Supply	6534279-00	HDE Landscape 692.26
Central Turf & Irrigation Supply	6539204-00	HDE Landscape 2,666.68
Total Central Turf & Irrigation Supply		4,447.76
Cintas Corporation - 10925	230734	Uniforms 288.36
Cintas Corporation - 10925	231754	Uniforms 292.94
Cintas Corporation - 10925	232776	Uniforms 354.64
Cintas Corporation - 10925	233761	Uniforms 77.61
Total Cintas Corporation - 10925		1,013.55
Cintas Corporation #379	37923743	Uniforms 312.88
Cintas Corporation #379	379240734	Uniforms 311.83
Total Cintas Corporation #379		624.71
Cintas First Aid & Safety	5005439861	First Aid Supplies 164.66
Cintas First Aid & Safety	5005130112	First Aid Supplies 54.84
Total Cintas First Aid & Safety		219.50
Clark Tire II, LLC	54748	Tire 31.68
Total Clark Tire II, LLC		31.68
Classroom Direct	208116695838	Supplies 410-0785 100.88
Total Classroom Direct		100.88
Clayton, Trent	7/17/2016	Supply & Conference Reimbursement 457.78
Total Clayton, Trent		457.78
Contract Paper Group, Inc.	43005659401	Paper 800-0707 7,290.00
Total Contract Paper Group, Inc.		7,290.00
Creator Designs	85356	Dance 105-0668 267.18
Creator Designs	85357	Dance 105-0668 133.50
Total Creator Designs		400.68

Board of Education	Check Preview Addendum	August 8, 2016
Smith, Mendy L	8/3/16	Storage Containers Reimbursement 68.38
Smith, Mendy L	Reimbursement	Fingerprint Reimbursement 43.05
Total Smith, Mendy L		111.43
Southway Concrete Construction Co.	7/31/2016	Concrete Work 17,332.00
Total Southway Concrete Construction Co.		17,332.00
Stacey, Matthew D	7/11-16/2016	Travel Expense Reimbursement 110.48
Total Stacey, Matthew D		110.48
Staples Advantage	8040255948	Office Supplies 700-0742 195.35
Total Staples Advantage		195.35
Student Aid Administrators, Inc.	C14-274	Financial Aid Processing 110-0712 665.00
Total Student Aid Administrators, Inc.		665.00
The OMNI Group	1608-8006	Common Remitter 30.00
Total The OMNI Group		30.00
Tynes, Angela J	7/13-16/2016	Travel Expense Reimbursement 101.60
Total Tynes, Angela J		101.60
UniFirst Corp - 353954	225 2998655	Uniforms 84.21
UniFirst Corp - 353954	225 2997255	Uniforms 84.21
Total UniFirst Corp - 353954		168.42
VanLant, Deb	7/27/2016	Mileage 77.08
Total VanLant, Deb		77.08
Walker, Austin B	7/31/2016	CPR/AED 20.84
Total Walker, Austin B		20.84
Wilmes, Cassie M	7/26-28/2016	Mileage 206.80
Total Wilmes, Cassie M		206.80
Grand Total		183,901.05

Board of Education	Check Preview Addendum	August 8, 2016
Jacks Sporting Goods	408597	Landscaping Supplies 15.99
Jacks Sporting Goods	408413	Plumbing Supplies 6.66
Jacks Sporting Goods	407668	Supplies 28.99
Jacks Sporting Goods	409475	Cobalt bits 9.56
Jacks Sporting Goods	407675	Plumbing Supplies 21.83
Jacks Sporting Goods	408579	Electrical Supplies 16.40
Jacks Sporting Goods	409494	Plaster Gaster 15.96
Jacks Sporting Goods	409489	Paint 4.99
Jacks Sporting Goods	409405	Air Accessories 9.19
Jacks Sporting Goods	409390	Plumbing Supplies 8.02
Jacks Sporting Goods	409660	Nuts, Bolts 18.12
Jacks Sporting Goods	409651	Nuts, Bolts 6.85
Jacks Sporting Goods	409611	Supplies 11.99
Jacks Sporting Goods	409568	Plumbing Supplies 27.74
Jacks Sporting Goods	409644	Supplies 8.50
Jacks Sporting Goods	409629	Caulk 12.99
Jacks Sporting Goods	409355	Credit (4.29)
Jacks Sporting Goods	409354	Dual thread Aerator 4.29
Jacks Sporting Goods	409312	Credit (1.70)
Jacks Sporting Goods	409302	Supplies 27.37
Jacks Sporting Goods	408529	Supplies 17.98
Jacks Sporting Goods	408848	Supplies 33.95
Jacks Sporting Goods	408817	Supplies 31.18
Jacks Sporting Goods	408751	Supplies 2.78
Jacks Sporting Goods	408743	Supplies 12.12
Jacks Sporting Goods	408801	Supplies 14.99
Jacks Sporting Goods	408800	Supplies 86.48
Total Jacks Sporting Goods		456.10
Jenkins, Jacqueline R	7/13-16/2016	Travel Expense Reimbursement 67.54
Jenkins, Jacqueline R	7/26-27/2016	Travel Expense Reimbursement 413.64
Total Jenkins, Jacqueline R		481.18
Jennings-Landwer, Robin	Reimbursement	Fingerprint Reimbursement 43.05
Total Jennings-Landwer, Robin		43.05
Jones, Joel A	Reimbursement	Fingerprint Reimbursement 43.05

Board of Education	Check Preview Addendum	August 8, 2016
Total Jones, Joel A		43.05
Kansas City Audio-Visual	SI-222334	700-0806 556.00
Total Kansas City Audio-Visual		556.00
Lake Area Chamber of Commerce	33637	Membership Fee 700-0945 100.00
Total Lake Area Chamber of Commerce		100.00
Lake Dragon Painting	Paint DWE	3,605.00
Total Lake Dragon Painting		3,605.00
Lake Sun / Advertising Dept.	PN: 19920	Tax Rate Hearing Notice 700-0810 148.50
Total Lake Sun / Advertising Dept.		148.50
Lakeland Oil	21179	Cargo aff 495.35
Total Lakeland Oil		495.35
Lakeshore Learning Materials	3927990716	Storage Boxes and Bins 410-0762 82.77
Total Lakeshore Learning Materials		82.77
Lakeside Office Supply	312657	Binders 873-0743 39.96
Total Lakeside Office Supply		39.96
Leezer, Anna M	Class E	Reimbursement 36.25
Total Leezer, Anna M		36.25
Magruder Limestone Company	12259	Screenings 132.35
Total Magruder Limestone Company		132.35
McDaniel, Terry	7/11-14/2016	Travel Expense Reimbursement 73.91
Total McDaniel, Terry		73.91
Midwest Computech	AAAQ9905	3,600.00
Total Midwest Computech		3,600.00
Missouri Bell Telecom	130371	Phones for VOIP Deployment 43.80
Missouri Bell Telecom	130370	VOIP Deployment Labor 5,200.00
Total Missouri Bell Telecom		5,243.80
Missouri State Highway Patrol	Matthew S Jennings	Background Check 110-0906 12.00
Missouri State Highway Patrol	Johnathan L Davis	Background Check 110-0826 12.00
Missouri State Highway Patrol	Dylan Orman	Background Check 110-0866 12.00
Total Missouri State Highway Patrol		36.00
O'Reilly Auto Parts	4044-141342	Supplies 57.72
O'Reilly Auto Parts	4044-144339	Supplies 2.99
O'Reilly Auto Parts	4044-144328	Supplies 2.99
O'Reilly Auto Parts	4044-143173	Supplies 34.47


Board of Education	Check Preview Addendum	August 8, 2016
O'Reilly Auto Parts	4044-141342	Supplies 11.98
O'Reilly Auto Parts	4044-141662	Supplies 29.35
O'Reilly Auto Parts	4044-144215	Parts 32.48
O'Reilly Auto Parts	4044-144189	Parts 52.29
Total O'Reilly Auto Parts		224.27
Ozark Trophy & Engraving	264228	Signs 873-0894 383.50
Total Ozark Trophy & Engraving		383.50
Ozarks Food Equipment Sales & Serv	NC 165170	Touchpad 90.41
Total Ozarks Food Equipment Sales & Serv		90.41
Prairie Fire Coffee Roasters	864122	Coffee 94.35
Total Prairie Fire Coffee Roasters		94.35
Ridge Excavation, LLC	1971	Toppoil 2,520.00
Total Ridge Excavation, LLC		2,520.00
Sanford, Aimee D	Reimbursement	Fingerprint Reimbursement 43.05
Total Sanford, Aimee D		43.05
Scheppers Int'l Truck Center, Inc.	C120072	Parts/Labor #60 1,033.54
Scheppers Int'l Truck Center, Inc.	T847911	Credit (312.16)
Scheppers Int'l Truck Center, Inc.	T848300	Parts 97.76
Total Scheppers Int'l Truck Center, Inc.		819.14
School Specialty	208116659934	Supplies 000-0757 45.38
School Specialty	208116660884	Supplies 410-0767 63.49
School Specialty	208116660885	Supplies 410-0783 29.28
School Specialty	208116667095	Supplies 410-0768 91.79
School Specialty	208116708710	Supplies 410-0777 162.21
School Specialty	208116660886	Calculators 410-0786 22.20
Total School Specialty		434.35
Scott's Concrete	57869	Rock 381.30
Total Scott's Concrete		381.30
SelecTurf, Inc.	265158	Fescue 2,880.00
Total SelecTurf, Inc.		2,880.00
Sew Special	8/3/2016	T Shirts 404-0940 525.00
Total Sew Special		525.00
Shewmaker Auto Parts	464085	Parts 11.40
Total Shewmaker Auto Parts		11.40

Board of Education

REVISED Treasurer's Report

June 2016

	Inc. Operations	Teachers	Capital Proj.	Bond	Sub Total	Debt Service	Grand Total	Medical SI Acct
Beg Bal	16,477,457.94	6,869,379.38	3,550,772.77	2,256,366.49	29,153,976.58	3,800,210.96	32,954,187.54	1,192,517.98
Rev. Rec	1,603,404.67	178,060.01	4,894.17	734.27	1,787,093.12	25,775.54	1,812,868.66	1,003,110.01
Expend.	2,012,773.82	7,047,469.22	29,838.87	44,856.93	9,134,938.84	150.00	9,135,088.84	627,722.52
*Adjustment	29.83	29.83						
Ending Bal	16,068,058.96	0.00	3,525,828.07	2,212,243.83	21,806,130.86	3,825,836.50	25,631,967.36	1,567,905.47
Prev. Year	16,120,273.45	-	5,019,017.06	12,159,208.76	33,298,499.27	2,981,135.28	36,279,634.55	2,170,924.39
YTD Interest	43,503.00	1,701.68	66.06	7,579.28	52,850.02	9,785.64	62,635.66	151.92
YTD Sum.								
Beg Bal	16,120,273.45		5,019,017.06	12,159,208.76	33,298,499.27	2,981,135.28	36,279,634.55	2,170,924.39
Rev Budget	20,062,661.00	24,125,495.00	967,956.00	-	45,156,112.00	3,458,581.00	48,614,693.00	
Rev YTD Actual	21,883,074.59	23,913,317.36	930,474.33	7,578.23	46,734,444.51	3,536,861.22	50,271,305.73	5,103,674.22
Exp Budget	17,326,154.80	27,754,879.92	4,709,552.00	9,730,000.00	59,520,586.72	2,693,110.00	62,213,696.72	
EXP YTD Actual	18,614,197.32	27,234,409.12	2,423,663.32	9,954,543.16	58,226,812.92	2,692,160.00	60,918,972.92	5,706,693.14
*Adjustment	3,321,091.76	3,321,091.76						
Ending Bal	16,068,058.96	-	3,525,828.07	2,212,243.83	21,806,130.86	3,825,836.50	25,631,967.36	1,567,905.47
Bank Recon								
Central A/P	270,293.43							
Central Payroll	2,479,662.91							
Revolving	3,000.00							
Mosip 2013 Bond	-							
Mosip 2015 Bond	2,212,238.83							
Escrow 0150022007	144,000.00							
Escrow 0150022008								
Central Debt Acct	261,749.85							
Mosip Debt Acct	4,739,069.66							
MOSIP	15,316,149.78							
Central Lunch Acct.	171,288.60							
Enrichment CC	-							
LCTC CC	34,514.30							
Grand Total	25,631,967.36							
Medical SI Acct.	1,567,905.47							
						25,631,967.36	Fund Accounts	
						25,631,967.36	Bank Accounts	
								0.00 Payroll Liability



Board of Education

Treasurer's Report

July 2016

	Inc. Operations	Teachers	Capital Proj.	Bond	Sub Total	Debt Service	Grand Total	Medical SI Acct
Beg Bal	16,068,058.96	-	3,525,828.07	2,212,243.83	21,806,130.86	3,825,836.50	25,631,967.36	1,567,905.47
Rev. Rec	297,934.63	1,081,696.01	4,109.83	675.14	1,384,415.61	26,944.77	1,411,360.38	211,319.35
Expend.	728,063.49	289,465.98	405,139.73	86,123.37	1,508,792.57	950.00	1,509,742.57	428,834.57
*Adjustment								
Ending Bal	15,637,930.10	792,230.03	3,124,798.17	2,126,795.60	21,681,753.90	3,851,831.27	25,533,585.17	1,350,390.25
Prev. Year	15,538,326.98	780,256.30	4,146,994.47	10,519,364.90	30,984,942.65	3,009,673.16	33,994,615.81	1,977,054.64
YTD Interest	4,796.23	91.74	0.49	675.51	5,563.97	1,469.63	7,033.60	12.23
YTD Sum.								
Beg Bal	16,068,058.96	-	3,525,828.07	2,212,243.83	21,806,130.86	3,825,836.50	25,631,967.36	1,567,905.47
Rev Budget	20,640,975.00	24,667,380.00	1,828,408.00	-	47,136,763.00	3,540,396.00	50,677,159.00	
Rev YTD Actual	297,934.63	1,081,696.01	4,109.83	675.14	1,384,415.61	26,944.77	1,411,360.38	211,319.35
Exp Budget	17,623,541.89	28,092,396.78	2,530,967.00	540,000.00	48,786,905.67	3,978,235.00	52,765,140.67	
EXP YTD Actual	728,063.49	289,465.98	405,139.73	86,123.37	1,508,792.57	950.00	1,509,742.57	428,834.57
*Adjustment								
Ending Bal	15,637,930.10	792,230.03	3,124,798.17	2,126,795.60	21,681,753.90	3,851,831.27	25,533,585.17	1,350,390.25
Bank Recon								
Central A/P	698,291.42							
Central Payroll	2,759,334.46							
Revolving	3,000.00							
Mosip 2015 Bond	2,126,790.60							
Escrow 0150022007	180,000.00							
Central Debt Acct	261,295.15							
Mosip Debt Acct	4,729,994.13							
MOSIP	14,569,354.02							
Central Lunch Acct.	171,333.60							
LCTC CC	34,666.79							
Grand Total	25,534,060.17							
Medical SI Acct.	1,350,390.25							
						25,533,585.17	Fund Accounts	
						25,534,060.17	Bank Accounts	
						-475.00	MSI Deposit Error	

Financial Summary – July 2016

August 2016

To: Board of Education

- July 2016 ending balances were \$8,461,030.64 less than July 2015.
- July 2016 total receipts were \$137,059.98 less than July 2015.
- July 2016 total expenditures were \$2,323,696.53 less than July 2015.
- July 2016 local revenue is \$45,861 more than July 2015.
- July 2016 county receipts are up \$129,221 as compared to last year.
- July 2016 state receipts are \$26,793 more than July 2015.
- July 2016 federal receipts are down \$338,961 compared to July 2015. There were no payments for 21st Century Title VI.B and small payments in Title I and IIA.
- The medical self-insurance account is down \$626,664.39 compared to last year.

Pledged Securities

Bank	Deposit Balance	FDIC Insurance	Balance	Securities Pledged	Amt Under/Over Collateralized
US Bank	\$1,350,390.25	\$250,000.00	\$1,100,390.25	\$2,500,000.00	\$1,399,609.75
Central Bank	\$4,370,974.65	\$250,000.00	\$4,120,974.65	\$5,843,036.18	\$1,722,061.53

DRAFT

**2016-2017 MONTHLY
FINANCIAL STATEMENT**

JUNE 2016 FINANCIAL STATEMENT					
Medical Self-Insurance Account					
Beginning Bal.	Revenues Received		Expenditures		Ending Bal.
	<i>Premiums</i>	\$75,494.14	<i>Fixed Premium</i>	\$83,689.48	
	<i>COBRA</i>	\$1,289.10	<i>Claims</i>	\$344,407.25	
	<i>Interest</i>	\$12.23	<i>Overpay/Refund</i>	\$610.44	
	<i>Reimb/Void Ck.</i>	\$135.44	<i>Sv. Chg./NSF Chks</i>	\$127.40	
	<i>Stop Loss Reimb.</i>	\$134,388.44	<i>ACA fees</i>	\$0.00	
\$1,567,905.47		\$211,319.35		\$428,834.57	\$1,350,390.25

2016-2017 School Year-to-Date (July 1 – July 31)

<i>*Premiums</i>	\$75,494.14	<i>Fixed Premium</i>	\$83,689.48
<i>COBRA</i>	\$1,289.10	<i>Claims</i>	\$344,407.25
<i>Interest</i>	\$12.23	<i>Overpay/Refund</i>	\$310.44
<i>Reimb./Void Ck</i>	\$135.44	<i>Sv. Chg. NSF Chks</i>	\$127.40
<i>Stop Loss Reimb.</i>	\$134,388.44	<i>ACA fees</i>	\$0.00
<hr/> <i>Revenue Totals</i>	\$211,319.35	<hr/> <i>Expenditure Totals</i>	\$428,534.57

DRAFT

Health Insurance Comparison

	2015-16	2014-15	2013-14	2012-13	2011-12	2010-11	2009-10	2008-09	2007-08	2006-07	2005-06	2004-05	2003-04
Single Coverage	392	403	408	419	415	394	386	361	348	346	341	328	344
Family Coverage	237	226	221	213	200	219	213	213	168	185	185	194	207
Total Covered	629	629	629	632	615	613	599	574	536	531	526	522	551
Specific Deductible	\$95,000.00	\$95,000.00	\$90,000.00	\$90,000.00	\$85,000.00	\$85,000.00	\$85,000.00	\$85,000.00	\$85,000.00	\$85,000.00	\$75,000.00	\$75,000.00	\$60,000.00
Single Specific Premium	\$63.62	\$60.49	\$60.39	\$60.39	\$57.33	\$57.23	\$52.19	\$52.50	\$27.05	\$24.78	\$25.45	\$21.05	\$27.24
Family Specific Premium	\$142.75	\$136.21	\$136.21	\$136.21	\$129.38	\$101.55	\$88.47	\$73.41	\$74.16	\$67.68	\$69.00	\$53.49	\$69.05
Aggregate Premium	\$6.38	\$6.38	\$4.00	\$4.00	\$4.50	\$3.38	\$3.38	\$2.62	\$2.80	\$2.70	\$3.25	\$2.78	\$2.97
Pre-certification Fee	\$1.00	\$1.00	\$1.00	\$1.00	\$2.00	\$2.00	\$2.00	\$2.00	\$2.00	\$2.00	\$1.75	\$1.75	\$1.75
Single Administration Fee	\$13.50	\$12.50	\$12.50	\$12.50	\$12.50	\$12.50	\$12.50	\$12.50	\$12.50	\$12.50	\$11.00	\$11.00	\$10.00
Family Administration Fee	\$13.50	\$12.50	\$12.50	\$12.50	\$12.50	\$12.50	\$12.50	\$12.50	\$12.50	\$12.50	\$11.00	\$11.00	\$10.00
COBRA/HIPAA Administration	\$1.00	\$1.00	\$1.00	\$1.00	\$1.00	\$1.00	\$1.00	\$1.00	\$1.00	\$1.00	\$0.75	\$0.75	\$0.75
PPO Access Fee	\$7.00	\$7.00	\$7.00	\$7.00	\$7.00	\$8.00	\$8.00	\$8.00	\$7.75	\$4.90	\$3.10	\$3.10	\$3.10
Broker Fee	\$1.00	\$1.00	\$1.00	\$1.00	\$1.00	\$1.00	\$1.00	\$1.00	\$2.00	\$2.00	\$3.00	\$3.00	\$4.00
Expected Monthly Premium	\$78,194.31	\$73,955.45	\$72,039.03	\$71,696.14	\$66,757.13	\$53,998.51	\$42,969.57	\$41,245.51	\$38,394.04	\$34,422.78	\$33,462.55	\$28,963.82	\$34,111.96
Total Revenues	\$5,103,674.22	\$4,990,180.78	\$5,335,659.85	\$5,304,474.38	\$4,610,591.09	\$4,708,072.76	\$4,723,366.06	\$4,329,725.36	\$3,727,807.79	\$3,543,867.14	\$3,514,365.80	\$3,755,002.47	\$3,484,840.43
Total Expenditures	\$5,706,693.14	\$4,566,572.30	\$5,427,626.99	\$6,032,699.37	\$3,684,467.24	\$4,305,027.55	\$5,148,376.59	\$4,894,723.81	\$3,877,202.41	\$3,784,391.78	\$2,826,109.95	\$3,095,775.41	\$2,705,374.53
Difference	(\$603,018.92)	\$403,608.48	(\$91,967.14)	(\$728,424.99)	\$726,123.85	\$403,045.20	(\$425,013.53)	(\$564,998.45)	(\$149,394.62)	(\$250,524.64)	\$685,255.95	\$659,227.06	\$779,465.90
Interest Earned	\$151.92	\$163.77	\$191.47	\$963.57	\$652.34	\$1,081.45	\$653.89	\$16,944.36	\$73,156.12	\$148,964.10	\$92,267.51	\$35,961.73	\$498.32
Rx Costs	\$1,019,723.00	\$892,510.97	\$763,382.14	\$611,630.01	\$646,612.28	\$682,249.55	\$603,823.35	\$505,895.12	\$579,145.60	\$492,705.36	\$449,425.49	\$401,980.89	\$381,651.04
Medical Costs	\$3,561,338.74	\$2,728,474.90	\$3,790,668.45	\$4,554,153.62	\$2,424,103.15	\$2,924,448.57	\$3,155,573.65	\$3,080,500.99	\$2,607,036.66	\$1,861,856.22	\$1,961,474.39	\$2,327,496.65	\$1,824,413.17
Total Stop Loss Reimb.	\$198,820.61	\$153,264.22	\$830,561.63	\$761,212.08	\$152,975.45	\$414,548.68	\$525,724.25	\$537,497.44	\$92,884.19	\$53,728.52	\$94,585.90	\$402,568.17	\$195,081.12
Total Claims minus Stop Loss	\$4,382,241.13	\$3,467,721.65	\$3,723,488.96	\$4,404,571.55	\$2,917,739.98	\$3,192,149.44	\$3,233,678.75	\$3,848,988.67	\$3,293,298.27	\$2,300,833.06	\$2,316,313.98	\$2,326,909.37	\$2,010,983.09
End of Year Balance	\$1,567,905.47 (As of 6/30/16)	\$2,170,924.39	\$1,767,315.91	\$1,659,283.05	\$2,587,708.04	\$1,861,584.09	\$1,458,538.89	\$1,893,552.42	\$2,448,550.87	\$2,597,945.49	\$2,848,470.13	\$2,163,214.87	\$1,500,987.81

6/30/07 \$1,000,000.00 was transferred out of the medical account. 07/01/14 \$200,000.00 was transferred back in. Open Access (90/10%) was added to plan 7/1/2006
 Adjusted to 8/20 July 2010: ACA Transitional Reinsurance Fee of \$69,005.79 paid in Dec. 2014. ACA Transitional Reinsurance Fee of \$48,888.84 paid Dec. 2015

Employee (Paid by School)	\$450.00	\$450.00	\$450.00	\$450.00	\$450.00	\$440.00	\$410.00	\$390.00	\$380.00	\$390.00	\$390.00	\$390.00	\$375.00
Spouse	\$500.00	\$500.00	\$420.00	\$420.00	\$420.00	\$410.00	\$380.00	\$350.00	\$320.00	\$320.00	\$320.00	\$320.00	\$300.00
Child	\$185.00	\$185.00	\$185.00	\$185.00	\$185.00	\$175.00	\$175.00	\$175.00	\$175.00	\$175.00	\$175.00	\$175.00	\$200.00
Children (2 or more)	\$300.00	\$300.00	\$255.00	\$255.00	\$255.00	\$245.00	\$215.00	\$215.00	\$215.00	\$215.00	\$215.00	\$215.00	\$200.00
Total Retirees	70	59	59	65	73	64	63	59	47	40	40	35	31
Deductible	\$1,500.00	\$1,500.00	\$1,000.00	\$1,000.00	\$1,000.00	\$1,000.00	\$750.00	\$500.00	\$500.00	\$500.00	\$500.00	\$500.00	\$500.00
Co-insurance	\$4,850.00	\$4,850.00	\$1,500.00	\$1,500.00	\$1,500.00	\$1,500.00	\$1,000.00	\$1,000.00	\$1,000.00	\$1,000.00	\$1,000.00	\$1,000.00	\$1,000.00
Office Co-pay General	\$30.00	\$30.00	\$30.00	\$30.00	\$30.00	\$30.00	\$25.00	\$25.00	\$20.00	\$20.00	\$20.00	\$20.00	\$20.00
Office Co-pay Specialist	\$40.00	\$40.00	\$40.00	\$40.00	\$40.00	\$40.00	\$25.00	\$25.00	\$20.00	\$20.00	\$20.00	\$20.00	\$20.00
Routine Co-pay	\$0.00	\$0.00	\$0.00	\$0.00	\$0.00	\$0.00	\$25.00	\$25.00	\$20.00	\$20.00	\$20.00	\$20.00	\$20.00

	2015-16	2014-15	2013-14	2012-13	2011-12	2010-11	2009-10	2008-09	2007-08	2006-07	2005-06	2004-05	2003-04
Prescriptions - 30 days supply													
Annual Deductible per person	\$50.00	\$50.00	\$50.00	\$50.00	\$50.00	\$50.00	\$50.00	\$50.00	\$50.00	\$50.00	\$50.00	\$50.00	\$50.00
Generics	\$10.00	\$10.00	\$10.00	\$10.00	\$10.00	\$10.00	\$10.00	\$10.00	\$10.00	\$10.00	\$10.00	\$10.00	\$10.00
Preferred (+20% of balance)	\$30.00	\$30.00	\$30.00	\$30.00	\$30.00	\$30.00	\$30.00	\$30.00	\$20.00	\$20.00	\$20.00	\$20.00	\$20.00
Non-Preferred (+20% of balance)	\$50.00	\$50.00	\$50.00	\$50.00	\$50.00	\$50.00	\$50.00	\$50.00	\$40.00	\$40.00	\$40.00	\$40.00	\$40.00
Specialty Drugs (up to \$1500 per yr)	10% copay	10% copay	10% copay	10% copay	10% copay	10% copay	10% copay	10% copay	None	None	None	None	None

Mail Order - From July 2003 to June 2008

Retail MedTrak 90 Maintenance Drugs - July 2008 to present

Maintenance Drugs - 90 supply													
Generics	\$20.00	\$20.00	\$20.00	\$20.00	\$20.00	\$20.00	\$20.00	\$20.00	\$10.00	\$10.00	\$10.00	\$10.00	\$10.00

Preferred	\$60.00	\$60.00	\$60.00	\$60.00	\$60.00	\$60.00	\$60.00	\$60.00	\$40.00	\$40.00	\$40.00	\$40.00	\$40.00
Non-Preferred	\$100.00	\$100.00	\$100.00	\$100.00	\$100.00	\$100.00	\$100.00	\$100.00	\$80.00	\$80.00	\$80.00	\$80.00	\$80.00

CLAIMS	16-17 Med-Pay	15-16 Med-Pay	14-15 Med-Pay	13-14 Med-Pay	12-13 Med-Pay	11-12 Med-Pay	10-11 Med-Pay	09-10 Med-Pay	08-09 Med-Pay	07-08 Med-Pay	06-07 Med-Pay
July	\$344,689.48	\$250,315.16	\$219,315.25	\$263,361.32	\$283,611.71	\$168,985.39	\$287,494.22	\$427,698.06	\$400,005.10	\$375,122.92	\$170,342.46
August		\$399,750.39	\$444,780.89	\$315,541.80	\$408,976.99	\$278,743.46	\$350,511.96	\$499,214.99	\$325,691.66	\$325,523.23	\$292,877.95
September		\$409,377.64	\$257,836.80	\$610,700.44	\$297,969.21	\$196,355.63	\$281,166.96	\$159,283.29	\$227,522.56	\$171,598.80	\$177,547.88
October		\$417,161.04	\$301,019.48	\$383,327.05	\$369,519.56	\$153,415.65	\$305,672.28	\$270,695.04	\$188,889.41	\$280,051.14	\$203,034.06
November		\$342,910.41	\$175,137.59	\$298,086.82	\$281,331.80	\$230,438.11	\$287,238.73	\$228,018.13	\$496,053.93	\$262,066.34	\$173,262.57
December		\$257,660.75	\$303,748.68	\$438,077.43	\$344,447.92	\$263,849.58	\$253,818.66	\$315,072.19	\$355,010.03	\$224,715.26	\$227,712.73
January		\$395,344.80	\$267,267.57	\$530,197.02	\$640,607.35	\$324,307.75	\$295,383.46	\$401,218.11	\$323,193.62	\$347,811.13	\$289,925.16
February		\$202,448.47	\$380,636.79	\$253,495.18	\$335,319.29	\$309,115.12	\$158,984.63	\$382,084.19	\$288,437.52	\$223,255.51	\$170,715.55
March		\$572,480.74	\$415,021.71	\$341,882.88	\$542,822.33	\$288,183.00	\$645,113.36	\$355,349.54	\$261,119.46	\$327,659.47	\$165,512.88
April		\$451,517.17	\$240,533.20	\$298,895.37	\$377,751.83	\$209,003.76	\$250,777.23	\$623,165.38	\$611,927.60	\$304,963.31	\$155,347.87
May		\$333,831.14	\$304,562.43	\$410,141.08	\$528,231.95	\$293,487.96	\$210,957.88	\$330,653.24	\$281,544.76	\$195,502.35	\$161,885.14
June		\$548,264.03	\$311,420.92	\$437,341.00	\$755,193.69	\$394,830.02	\$279,578.73	\$570,849.67	\$627,090.46	\$347,913.00	\$166,397.33

*04-05 Jan. included \$330,159.26 which was pd by Stop Loss. Claims were \$270,197.65 that we pd.

ENDING BAL.	16-17 Med-Pay	15-16 Med-Pay	14-15 Med-Pay	13-14 Med-Pay	12-13 Med-Pay	11-12 Med-Pay	10-11 Med-Pay	09-10 Med-Pay	08-09 Med-Pay	07-08 Med-Pay
July	\$1,350,390.25	\$1,977,054.64	\$1,813,273.33	\$2,099,348.12	\$2,342,401.12	\$1,778,463.34	\$1,290,123.31	\$1,519,208.40	\$2,219,251.64	\$2,247,901.71
August		\$1,561,930.16	\$1,498,288.84	\$1,826,664.27	\$2,020,500.95	\$1,555,840.66	\$1,068,654.63	\$1,084,739.74	\$1,943,307.87	\$1,972,318.12
September		\$1,521,412.94	\$1,543,411.31	\$1,514,176.69	\$2,018,458.75	\$1,656,465.73	\$1,084,561.66	\$1,223,531.50	\$1,983,836.00	\$2,061,260.27
October		\$1,439,924.57	\$1,563,378.83	\$1,439,070.74	\$1,944,978.04	\$1,849,342.69	\$1,086,260.23	\$1,380,986.96	\$2,069,605.93	\$2,040,015.95
November		\$1,418,629.65	\$1,699,055.80	\$1,444,264.45	\$1,970,544.15	\$1,916,054.51	\$1,118,232.16	\$1,437,355.85	\$1,881,910.94	\$2,035,990.32
December		\$1,426,241.74	\$1,638,033.60*	\$1,188,377.89	\$1,923,248.19	\$1,947,829.81	\$1,182,695.03	\$1,407,949.09	\$1,801,549.29	\$2,071,788.95
January		\$1,432,841.84	\$1,679,906.90	\$1,127,127.13	\$1,504,828.88	\$1,932,663.64	\$1,242,822.18	\$1,291,254.88	\$1,750,245.27	\$1,987,174.73
February		\$1,554,529.47	\$1,618,079.18	\$1,318,863.10	\$1,803,485.61	\$1,921,673.92	\$1,409,517.93	\$1,192,724.07	\$1,776,115.70	\$1,939,554.54
March		\$1,325,562.76	\$1,514,008.92	\$1,310,282.99	\$1,791,335.63	\$1,943,934.31	\$1,081,226.00	\$1,222,988.32	\$1,860,988.26	\$1,988,239.08
April		\$1,204,152.02	\$1,592,206.73	\$1,385,131.96	\$1,881,033.82	\$2,040,436.96	\$1,272,477.12	\$1,069,996.72	\$1,521,756.36	\$1,991,081.99
May		\$1,192,517.98	\$1,602,054.68	\$1,274,603.55	\$1,680,562.96	\$1,979,020.73	\$1,318,582.01	\$1,204,401.70	\$1,545,804.73	\$2,068,391.30
June		\$1,567,905.47	\$2,170,924.39	\$1,767,315.91	\$1,859,283.05	\$2,587,708.04	\$1,861,584.09	\$1,458,538.89	\$1,883,552.42	\$2,448,550.87

July 1, 2007 we transferred \$1,000,000.00 out of Medical Account per Ron Hendricks. July 1, 2014 \$200,000.00 transferred back into Medical Account per Dr. Tim Hadfield.

*December 2014 was the first annual ACA Fee of \$69,005.79 (\$63 per covered life)

CLAIMS	05-06 Med-Pay	04-05 Med-Pay	03-04 Med-Pay
July	\$321,334.42	\$133,185.69	\$ 27,756.09
August	\$193,063.00	\$159,151.40	\$123,263.78
September	\$208,795.27	\$160,373.47	\$329,978.42
October	\$201,555.02	\$138,418.35	\$178,931.74
November	\$172,064.09	\$149,008.84	\$259,307.29
December	\$203,068.55	\$192,828.60	\$245,001.81
January	\$150,889.30	\$600,356.91*	\$200,497.18
February	\$238,954.33	\$202,519.30	\$155,762.54
March	\$150,227.03	\$213,795.04	\$151,813.65
April	\$112,346.51	\$145,756.34	\$169,280.63
May	\$198,171.03	\$326,388.68	\$125,881.05
June	\$210,294.04	\$307,724.92	\$238,590.03

ENDING BAL.	06-07 Med-Pay	05-06 Med-Pay	04-05 Med-Pay	03-04 Med-Pay
July	\$2,743,175.51	\$1,990,479.12	\$1,405,052.13	\$732,281.15
August	\$2,516,667.11	\$1,844,329.10	\$1,293,874.89	\$652,166.64
September	\$2,591,203.84	\$1,876,376.20	\$1,412,907.63	\$604,225.16
October	\$2,647,375.12	\$1,922,364.82	\$1,546,279.68	\$752,563.91
November	\$2,725,325.48	\$1,997,768.23	\$1,587,513.47	\$727,790.43
December	\$2,751,330.33	\$2,043,557.19	\$1,641,944.28	\$719,625.14
January	\$2,719,007.58	\$2,139,116.83	\$1,621,403.72	\$752,419.67
February	\$2,803,867.63	\$2,148,965.93	\$1,668,769.75	\$827,471.99
March	\$2,890,136.79	\$2,245,745.08	\$1,735,650.63	\$914,136.08
April	\$2,984,645.73	\$2,384,039.28	\$1,861,600.57	\$975,544.29
May	\$3,077,731.48	\$2,436,022.30	\$1,796,353.55	\$1,088,051.57
June	\$3,597,945.49*	\$2,848,470.13	\$2,163,214.87	\$1,503,987.81

**Camdenton R-III
Flex Benefit Account
Central Bank of the Ozarks**

Account # 125062814


Balance 7/01/2016		\$75,406.55	
Deposits	\$20,283.08	Premium	
Total Deposits		\$20,283.08	
Withdrawals	\$ 639.94		
	4,669.20		
	889.00		
	4,739.15		
	4,940.98		
	2,768.48		
	7,013.82		
	213.96		
	2,161.35		
	5,411.73		
	379.70	Claims	
Total Withdrawals		\$33,827.31	
Balance 7/31/2016		\$61,862.32	\$75,406.55

Professional Development Initiatives 2016-2017



January 4th, 2016

- Ray McNulty




15-16 Initiatives

- Early Release
- Instructional Support
- Instructional Coaches
- Model Schools
- i-Ready
- Leader in Me
- HSTW
- MMGW
- TCTW



Addressing Strategic Plan

- Top 10%
- Curriculum Consistency
- STEM
- LDC
- Equity
- Skills for Life



2016-2017

- Leadership Training
- Curriculum Development
- LDC
- MDC
- January 2nd- Local Experts
- Summer Conferences



Board Self-Evaluation
2016-2017 (1-4 Scale)

2016-2017 - seven respondents	Unknown (U)	Disagree (D)	Agree (A)	Strongly Agree (S)	2015-2016		2014-2015	
					Mean	Median	Mean	Median
28. At least once every five years, my board considers every part of the strategic plan in a collaborative revision process.			9	16	3.57	3.43	3.29	2.71
29. My board includes specific objectives, strategies, and action steps for itself as a part of the district strategic plan.			6	20	3.71	3.57	3.29	3.29
30. My district's strategic plan identifies specific evidences/documents to be used in measuring progress toward meeting strategic plan goals.			9	16	3.57	3.29	3.29	3.29
31. My board expects and receives reports throughout the year showing the ongoing progress in the measured execution of strategic plan goals.			15	8	3.39	3.43	3.14	3.14
32. I can name specific projects and programs at the classroom level that are the result of the board-approved district strategic plan.			6	20	3.71	3.57	3.14	3.14
33. My district's strategic plan contains goals and objectives that exceed minimum performance requirements from the state or federal governments.			3	24	3.86	3.71	3.29	3.29
34. My board requires meeting agenda items to be connected to the strategic plan, to policy, or to other governing documents whenever possible.			9	16	3.57	3.71	3.57	3.57
35. Creation of the proposed board meeting agenda is a collaborative effort between the superintendent and board president.	1		6	16	3.29	3.00	3.43	3.43
36. My requests for the inclusion of agenda items are generally granted.			3	24	3.86	3.43	3.71	3.71
37. Board member requests for the inclusion of agenda items are not refused without reasonable explanation.	1		6	16	3.71	3.71	3.43	3.43
38. I refer citizens inquiries regarding board meeting agenda to the Superintendent's Office or to the board president.			3	24	3.86	3.43	3.71	3.71
39. My board conducts itself in a polite, professional manner during board meetings.			28		4.00	3.86	3.43	3.43
40. If I need help from the district, I make my request to the superintendent.			28		4.00	3.86	3.71	3.71

Board Self-Evaluation
2016-2017 (1-4 Scale)

2016-2017 - seven respondents	Unknown (U)	Disagree (D)	Agree (A)	Strongly Agree (S)	2015-2016		2014-2015	
					Mean	Median	Mean	Median
1. My board expects change in the instructional practice of teachers as a routine feature of continuous school improvement.		2	9	12	3.29	3.00	2.86	2.86
2. My board expects change in the management/practice of administrators as a routine feature of continuous school improvement.		2	15	4	3.50	3.14	3.00	3.00
3. My board expects change in the governance practice of the school board as a routine feature of continuous school improvement.		4	9	8	3.00	2.71	2.86	2.86
4. My board welcomes change in instructional, administrative, and governance practices.		15	8	3.29	3.57	3.14	3.14	3.14
5. My board made changes in its governance practices during the past year.	1	2	6	12	3.00	3.00	2.86	2.86
6. I know with certainty that changes in governance practices my board has made during the past three years have led to improvements in student achievement.		2	15	4	3.00	2.43	2.86	2.86
7. My board is committed to ongoing professional development for the board.		2	18		2.86	3.14	3.14	3.14
8. My school board's own professional development is selected to address governance challenges identified by student performance data and board self-evaluation.		2	15	4	3.00	3.14	2.57	2.57
9. My district provides in-house orientation for new board members, conducted in part by board members, as a supplement to state-required certification training.			9	16	3.57	3.43	3.00	3.00
10. My board always seeks pertinent data and information prior to making a decision or taking action.			3	24	3.86	3.57	3.57	3.57
11. The data I receive from my superintendent and staff is delivered in a form or manner that makes sense to me.			3	24	3.86	3.71	3.57	3.57
12. The data my board receives is of sufficient quantity (amount) to be helpful to my decision-making.			3	24	3.86	3.43	3.71	3.71
13. I can find my district's state-published student performance data on DESE's website.			3	24	3.86	3.57	3.14	3.14

Board Self-Evaluation
2016-2017 (1-4 Scale)

2016-2017 - seven respondents	Unknown (U)	Disagree (D)	Agree (A)	Strongly Agree (S)	2015-2016		2014-2015	
					Mean	Median	Mean	Median
41. My board routinely and publicly recognizes the separation between management and governance.			3	24	3.86	3.71	3.14	3.14
42. My board does not manage/micromanage district affairs.			28		4.00	3.86	3.86	3.86
43. District staff is directly accountable to the superintendent, not the board.			3	24	3.86	3.86	3.43	3.43
44. I feel my opinion is valued by my fellow board members.			3	24	3.86	3.86	3.57	3.57
45. I feel my opinion is valued by my superintendent.			3	24	3.86	3.71	3.43	3.43
46. I feel welcome to express my view during board meetings.			3	24	3.86	3.71	3.57	3.57
47. My board president works hard to prevent a minority of board members from dominating board meetings and work.			3	24	3.86	3.71	3.43	3.43
48. I feel my board is respected by district staff.			6	20	3.71	3.43	3.14	3.14
49. My board routinely recognizes student excellence.			3	24	3.86	3.71	3.71	3.71
50. My board routinely recognizes staff excellence.			28		4.00	4.00	3.57	3.57
51. I feel the viewpoint and opinion of my board colleagues are equally important as my own.			28		4.00	4.00	3.43	3.43
52. My board is fair.			3	24	3.86	3.43	2.29	2.29
53. My board does not hold grudges.			28		4.00	3.57	3.29	3.29
54. My board respects the authority of the superintendent over his or her staff.			28		4.00	3.86	3.86	3.86
55. The superintendent is the only district employee directly accountable to the board.			28		4.00	4.00	3.86	3.86
56. I keep closed session and other confidential information to myself.			3	24	3.86	4.00	2.29	2.29
57. My colleagues on the board can be trusted with confidential information.			28		4.00	4.00	2.14	2.14
58. Keeping information confidential when appropriate is not a problem on my board.			28		4.00	4.00	2.14	2.14

Board Self-Evaluation
2016-2017 (1-4 Scale)

2016-2017 - seven respondents	Unknown (U)	Disagree (D)	Agree (A)	Strongly Agree (S)	2015-2016		2014-2015	
					Mean	Median	Mean	Median
14. The data my board receives is sufficiently specific/pertinent to the issues under consideration to be helpful to my decision-making.			3	24	3.86	3.29	3.29	3.29
15. My board never receives reporting data or information without considering whether it requires a response.			15	8	3.29	2.71	2.71	2.71
16. My board always consults district policy before making a decision or taking an action.			6	20	3.71	3.43	3.43	3.43
17. My board views superintendent recommendations as one of several types of information used in governance decision making.			3	24	3.86	3.86	3.43	3.43
18. My board does not protect "sacred cow" programs unless there is data or information showing that program's effectiveness.			6	20	3.71	3.43	3.14	3.14
19. My board routinely, accurately, and publicly reports the status of district finances.			28		4.00	3.86	4.00	4.00
20. My board receives an annual presentation from an independent financial auditor as part of an open meeting.			28		4.00	4.00	3.43	3.43
21. I know the proportions of federal, state, and local funds my district receives as revenue.			3	24	3.86	3.57	3.57	3.57
22. I know or can find the performance standards currently used by DESE to determine the district's accreditation level.			3	24	3.86	3.71	3.14	3.14
23. My district's mission statement is meaningful.			28		4.00	4.00	3.86	3.86
24. My district's mission statement is focused on student achievement.			28		4.00	3.86	3.57	3.57
25. My district's mission statement reflects the board's vision and beliefs.			28		4.00	3.86	3.57	3.57
26. My board meets at least annually for the specific purpose of identifying superintendent performance goals for the coming year.			28		4.00	3.86	3.86	3.86
27. My board meets at least annually for the specific purpose of identifying board goals for the coming year.			28		4.00	3.86	3.29	3.29

Board Self-Evaluation

2016-2017 (1-4 Scale)

2016-2017 - seven respondents	Unknown (0)	Disagree (1)	Agree (2)	Strongly Agree (3)	2015-2016 - Mean	2015-2016 - Mean	2014-2015 - Mean
Highest Scores							
Lowest Scores							

DRAFT

Strategic Plan Dashboard

SCORING CRITERIA											
Key Indicators	Target	Stretch		Goal	Moderate			Risk		Baseline	
	10	9	8	7	6	5	4	3	2	1	
APR Top 10%	4	6	8	10	20	30	40	50	60	70	
On Grade Level i-Ready Reading	100	95	90	80	70	60	50	45	40	35	60.32
On Grade Level i-Ready Math	100	95	90	80	70	60	50	45	40	35	54
One-Year Growth i-Ready Reading	100	95	90	80	70	60	50	45	40	35	69.69
One-Year Growth i-Ready Math	100	95	90	80	70	60	50	45	40	35	68.59
% of Parents Involved in Education	95	90	85	80	75	70	65	60	55	<55	

		IMPLEMENTATION STATUS		
		Strong Progress/Completion	Progressing	Idle/Regress
COLLEGE & CAREER	Stem Offerings			
	Course Equivalency			
	Skills for Life			
FACILITIES	Technology Plan Construction			
	Safety Assessment			
	ECSE			

Key Indicators	Measures	SCORING CRITERIA										Raw Score	QTR 4 2015		
		Target	Stretch			Goal	Moderate			Risk					
		16	15	8	7	6	5	4	3	2	1				
Achievement Gap	1	AI Amer, Hispanic, Free/reduced % prof (MAP)	74	71	68	65	62	59	56	53	50	-49 (68.5)	1	51.45	
	2	MAP % proficient CA	80	75	73	70	67	64	61	58	55	-55	3	57.1	
	3	MAP % proficient MA	80	75	73	70	67	64	61	58	55	-33 (69.5)	1	55.6	
	4	MAP % proficient SC	80	75	73	70	67	64	61	58	55	-55	4	64.1	
	5	Average GPA	3.3	3.2	3.1	3	2.9	2.8	2.7	2.6	2.5	<2.5	6	2.9	
	6	On Grade Level i-Ready Reading	100	95	90	80	70	60	50	45	40	35	3	New Indicator	
	7	On Grade Level i-Ready Math	100	95	90	80	70	60	50	45	40	35	3	New Indicator	
	8	One-Year Growth i-Ready Reading	100	95	90	80	70	60	50	45	40	35	5	New Indicator	
	9	One-Year Growth i-Ready Math	100	95	90	80	70	60	50	45	40	35	5	New Indicator	
	10	APR Top 10%	5	6	8	10	20	30 (28.8)	40	50	60	>60		27.4	
Interesting/ Engaging Instruction	11	% of students saying teachers make learning interesting	95	90	85	80	75	70	65	60	55	-55	5	70	
	12	Students' perception of relevance	95	90	85	80	75	70	65	60	55	-55	5	70	
Preparation for College/Career	13	% on track to graduate	100	98	96	94	92	90	88	85	84	-84	6	92	
	14	% Jr/Sr in dual credit, AP, IB or PLTW	65	60	55	50	45	40	35	30	25	-25	4	35	
	15	Graduates attending college/voc/military or job placement	96	95	94	93	92	91	90	89	88	-88	8	94	
Focus on Individual Student Needs	16	% of students w/learning goals	100	95	90	85	80	75	70	65	60	-60	5	75	
Student	17	% students saying needs are met	95	90	85	80	75	70	65	60	55	-55	8	80	Advanced #1

Satisfaction	18	Attendance rate (%) - 90-10 standard	91	90	89	88	87	86	85	84	83	-83	5	85			
	Quality Teachers	19	% students saying teachers are good	95	94	93	92	91	90	89	88	87	86	8	Needs Update		
		20	Employee retention	93	92	91	90	89	88	87	86	85	-85	10	Needs Update		
	Employee Satisfaction	21	Employee satisfaction	4.6	4.4	4.2	4.0	3.8	3.6	3.4	3.2	3.0	-3.0	7	4		
		22	Teacher attendance	99.5	99	98.5	98	97.5	97	96.5	96	95.5	-95.5	7	95%		
	Teacher Compensation	23	Top 10% in State	5	6	8	10 (9.17)	15	20	25	30	35	>35		9.17		
	Extracurricular Involvement	24	% of students participating	95	91	88	85	80	75	70	65	60	-60	3			
	Respectful/ Caring Environment	25	Survey of students	99	96	93	90	87	84	81	79	76	-76	1	-76	Advanced EE #13, E #17, MS/HS #27	
	FACILITIES	Satisfaction with Food	26	Average daily participation rate	83	77	72 (76)	68	64	63	62	61	60	-60	8	75	
		Safe and Orderly Environment	27	% students saying I feel safe	99	96	93	90	87	84	81	79	76	-76	4	81	Advanced EE #10, E #14, MS/HS #23
Technology Expenditures		28	% of capital project expenditures	15	14	13	12	11	10	9	8	7	-7		10.63		
STAKEHOLDER ENGAGEMENT	Financial Responsibility and Integrity	29	Patron Insight Survey - value for tax dollars spent	5.0	4.8	4.6	4.4	4.2	4.0	3.8	3.6	3.4	-3.4	8	4.6		
	Parent Satisfaction	30	% saying child's needs are met	95	90	85	80	75	70	65	60	55	-55	7	85	Advanced #13	
	Parental Involvement	31	% parents involved in child's education	95	90	85	80	75	70	65	60	55	-55	5	70		
TOTAL SCORE																	

Updated 7-19-2016

STRATEGIC SCORECARD
DEFINITIONS & GOAL EXPLANATIONS
 FY 2017

High Student Achievement	1	MAP % proficient in Math	GOAL EXPLANATION	Percentage based on top 10 percent APR goal.
High Student Achievement	2	MAP % proficient in CA	GOAL EXPLANATION	Percentage based on top 10 percent APR goal.
High Student Achievement	3	MAP % proficient in LA	GOAL EXPLANATION	Percentage based on top 10 percent APR goal.
High Student Achievement	4	MAP % proficient in Science	GOAL EXPLANATION	Percentage based on top 10 percent APR goal.
High Student Achievement	5	Average GPA	GOAL EXPLANATION	Average GPA of all high school performing districts.
High Student Achievement	6	On-Time University Ready	GOAL EXPLANATION	Percentage of students on grade level in Reading based on quarterly I-Ready diagnostic exams.
High Student Achievement	7	On-Time University Ready Math	GOAL EXPLANATION	Goal based on building level and teacher level goal.

Employee Satisfaction	20	Employee retention	GOAL EXPLANATION	Goal based on peer districts' percentage.
Employee Satisfaction	21	Employee satisfaction	GOAL EXPLANATION	Goal based on Agree score of 4 on Administrative Audit.
Employee Satisfaction	22	Teacher retention	GOAL EXPLANATION	Goal based on peer districts' percentage.
Teacher Compensation	23	1st 10% Salary	GOAL EXPLANATION	Goal based on Board's goal.
Extracurricular Involvement	24	% of students participating	GOAL EXPLANATION	Goal based on peer districts' percentage.
Parental Involvement	25	Survey of parents	GOAL EXPLANATION	Goal based on peer districts' percentage.
Graduation Rate	26	4-year graduation rate	GOAL EXPLANATION	Goal based on peer districts' percentage.
High School Enrollment	27	% of students in high school	GOAL EXPLANATION	Percentage of students in the district.

High Student Achievement	8	One-year Math Proficiency	DEFINITION	Percentage of students exhibiting one year of growth in Reading based on quarterly I-Ready diagnostic exams.	GOAL EXPLANATION	Goal based on building level and teacher level goal.
High Student Achievement	9	One-year Math Proficiency	DEFINITION	Percentage of students in Math based on quarterly I-Ready diagnostic exams.	GOAL EXPLANATION	Goal based on building level and teacher level goal.
High Student Achievement	10	AP Top 10%	DEFINITION	The district's Annual Performance Report compared to other districts in the state.	GOAL EXPLANATION	Goal based on the district's Strategic plan goal.
High Student Achievement	11	% of students who responded on a district survey that they agree their learning is interesting	DEFINITION	The percentage of students who responded on a district survey that they agree their learning is interesting.	GOAL EXPLANATION	Goal based on 80% of students agreeing. Comparable goal to peer districts.
High Student Achievement	12	% of students who responded on a district survey that they see relevance in their coursework.	DEFINITION	The percentage of students who responded on a district survey that they see relevance in their coursework.	GOAL EXPLANATION	Goal based on 80% of students agreeing. Comparable goal to peer districts.
Program for Gifted/Talented	13	% of students on pace to graduate in four years.	DEFINITION	The number of high school students who earned appropriate credit per year to be on pace to graduate in four years.	GOAL EXPLANATION	Goal based on Annual Performance Report target.

Technology Literacy	14	% of students who responded they are confident using technology and software in the district.	DEFINITION	The percentage of students who responded they are confident using technology and software in the district.	GOAL EXPLANATION	Goal based on Board's goal.
Financial Responsibility	15	Parent Involvement	DEFINITION	The average score out of five on a Likert scale from the Parent Insight telephone survey.	GOAL EXPLANATION	Goal based on peer districts' goal.
Parent Satisfaction	16	% of parents who responded they are satisfied with the district through building surveys.	DEFINITION	The percentage of parents of students in the district who state their child's needs are being met through building surveys.	GOAL EXPLANATION	Goal based on peer districts' average percentage.
Parental Involvement	17	% of parent/teacher attendance at parent/teacher conferences.	DEFINITION	The percentage of parent/teacher attendance at parent/teacher conferences.	GOAL EXPLANATION	Goal based on peer districts' goal.

Program for Career/Care	14	% of students who are enrolled in a dual credit, advanced placement, International Baccalaureate, or Project Lead the Way course.	DEFINITION	The percentage of Junior and Senior students who are enrolled in a dual credit, advanced placement, International Baccalaureate, or Project Lead the Way course.	GOAL EXPLANATION	Goal based on Annual Performance Report target.
Program for Career/Care	15	% of students who are in a job field related to their coursework as reported on the 180-day follow up.	DEFINITION	The percentage of high school graduates who are attending college, a trade or vocational school, in the military, or are in a job field related to their coursework as reported on the 180-day follow up.	GOAL EXPLANATION	Goal based on Annual Performance Report target.
Focus on Individual Needs	16	% of students who have personal learning goals as reported on building scorecards.	DEFINITION	The percentage of students in the district who have personal learning goals as reported on building scorecards.	GOAL EXPLANATION	Goal based on peer district percentage.
Student Satisfaction	17	% of students who agreed their needs are met on the Advanced questionnaire.	DEFINITION	The percentage of students who agreed their needs are met on the Advanced questionnaire.	GOAL EXPLANATION	Goal based on peer districts' comparable goal.
Student Satisfaction	18	% of students attending 90 percent of the time as reported on the district's annual performance report.	DEFINITION	The percentage of students in the district attending 90 percent of the time as reported on the district's annual performance report.	GOAL EXPLANATION	Goal based on Annual Performance Report target.
Quality Teachers	19	% of teachers who say their teachers are good.	DEFINITION	The percentage of students in the district who say their teachers are good.	GOAL EXPLANATION	Goal based on peer districts' percentage.